

1658012-1 ✓ ACTIVE

## MICTOR


TE Internal #: 1658012-1

PCB Mount Receptacle, Vertical, Board-to-Board, 40 Position, .8 mm [.031 in] Centerline, Fully Shrouded, Gold, Surface Mount, Power & Signal, Black

[View on TE.com >](#)



Connectors > PCB Connectors > PCB Headers & Receptacles



PCB Connector Assembly Type: **PCB Mount Receptacle**

PCB Mount Orientation: **Vertical**

Connector System: **Board-to-Board**

Number of Positions: **40**

Centerline (Pitch): **.8 mm [.031 in]**

### Features

#### Product Type Features

PCB Connector Assembly Type	PCB Mount Receptacle
Connector System	Board-to-Board
Header Type	Fully Shrouded
Sealable	No
Connector & Contact Terminates To	Printed Circuit Board

#### Configuration Features

Stackable	No
Connector Contact Load Condition	Fully Loaded
PCB Mount Orientation	Vertical
Number of Positions	40
Board-to-Board Configuration	Parallel

#### Electrical Characteristics

Dielectric Withstanding Voltage (Max)	675 VAC
Insulation Resistance	2 MΩ



Impedance	100 Ω
Operating Voltage	125 VAC

### Body Features

Primary Product Color	Black
-----------------------	-------

### Contact Features

PCB Contact Termination Area Plating Material Thickness	.25 μm[9.8425 μin]
Mating Tab Width	.38 mm[.015 in]
Mating Tab Thickness	.2 mm[.008 in]
Contact Shape & Form	Single Beam
PCB Contact Termination Area Plating Material	Gold
Contact Base Material	Phosphor Bronze
Contact Mating Area Plating Material	Gold
	9.8425 μin
Contact Type	Socket
Contact Current Rating (Max)	1.25 A, 9.5 A

### Termination Features

Rectangular Termination Post & Tail Thickness	.15 mm[.006 in]
Rectangular Termination Post & Tail Width	1.77 mm[.07 in]
Termination Method to Printed Circuit Board	Surface Mount

### Mechanical Attachment

PCB Mount Alignment Type	Locating Posts
Mating Retention	With
Mating Alignment	Without
PCB Mount Retention	With
PCB Mount Alignment	With
Connector Mounting Type	Board Mount

### Housing Features

Centerline (Pitch)	.8 mm[.031 in]
Housing Material	LCP (Liquid Crystal Polymer)

### Dimensions

Connector Height	3.05 mm[.12 in]
	.136 in



Stack Height	5 mm, 8 mm, 11 mm, 16 mm, 19 mm, 22 mm, 25 mm, 30 mm[1.181 in]
--------------	--

**Usage Conditions**

Operating Temperature Range	-65 – 125 °C[-85 – 257 °F]
-----------------------------	----------------------------

**Operation/Application**

Assembly Process Feature	None
Circuit Application	Power & Signal

**Industry Standards**

UL Flammability Rating	UL 94V-0
------------------------	----------

**Packaging Features**

Packaging Quantity	90
Packaging Type	Box, Tray

**Product Compliance**


[For compliance documentation, visit the product page on TE.com>](#)

EU RoHS Directive 2011/65/EU	Compliant
EU ELV Directive 2000/53/EC	Compliant
China RoHS 2 Directive MIIT Order No 32, 2016	No Restricted Materials Above Threshold
EU REACH Regulation (EC) No. 1907/2006	Current ECHA Candidate List: JUNE 2023 (235) Candidate List Declared Against: JUNE 2023 (235) Does not contain REACH SVHC
Halogen Content	Low Halogen - Br, Cl, F, I < 900 ppm per homogenous material. Also BFR/CFR/PVC Free
Solder Process Capability	Reflow solder capable to 260°C

**Product Compliance Disclaimer**

This information is provided based on reasonable inquiry of our suppliers and represents our current actual knowledge based on the information they provided. This information is subject to change. The part numbers that TE has identified as EU RoHS compliant have a maximum concentration of 0.1% by weight in homogenous materials for lead, hexavalent chromium, mercury, PBB, PBDE, DBP, BBP, DEHP, DIBP, and 0.01% for cadmium, or qualify for an exemption to these limits as defined in the Annexes of Directive 2011/65/EU (RoHS2). Finished electrical and electronic equipment products will be CE marked as required by Directive 2011/65/EU. Components may not be CE marked. Additionally, the part numbers that TE has identified as EU ELV compliant have a maximum concentration of 0.1% by weight in homogenous materials for lead, hexavalent chromium, and mercury, and 0.01% for cadmium, or qualify for an exemption to these limits as defined in the Annexes of Directive 2000/53/EC (ELV). Regarding the REACH Regulation, the information TE provides on SVHC in articles for this part number is based on the latest European Chemicals Agency (ECHA) 'Guidance on requirements for substances in articles' posted at this URL: <https://echa.europa.eu/guidance-documents/guidance-on-reach>

## Compatible Parts



TE Part # 6-1658013-1  
MSB0.80PL5ASY040FL,GP,10,-TR



TE Part # 1658014-1  
MSB0.80PL8ASY040FL,-,10,-TY




TE Part # 1658016-1  
MSB0.80PL16ASY040FL,-,10,-TY



TE Part # 1658018-1  
MSB0.80PL22ASY040FL,-,10,-TY




TE Part # 1658019-1  
MSB0.80PL25ASY040FL,-,10,-TY



TE Part # 1658020-1  
MSB0.80PL30ASY040FL,-,10,-TY




TE Part # 1658049-1  
MSB0.80PL22ASY040FL,-,F,-TY




TE Part # 6-1658015-1  
MSB0.80PL11ASY040FL,GP,10,-TR



TE Part # 1658437-1  
MSB0.80PL14ASY040FL,-,F,-TY



TE Part # 6-1658014-1  
MSB0.80PL8ASY040FL,GP,10,-TR



TE Part # 1658013-1  
MSB0.80PL5ASY040FL,-,10,-TY



TE Part # 1658015-1  
MSB0.80PL11ASY040FL,-,10,-TY




TE Part # 1658017-1  
MSB0.80PL19ASY040FL,-,10,-TY



TE Part # 1658044-1  
MSB0.80PL5ASY040FL,-,F,-TY



TE Part # 1658045-1  
MSB0.80PL8ASY040FL,-,F,-TY



TE Part # 1658046-1  
MSB0.80PL11ASY040FL,-,F,-TY



TE Part # 1658047-1  
MSB0.80PL16ASY040FL,-,F,-TY



TE Part # 1658048-1  
MSB0.80PL19ASY040FL,-,F,-TY




TE Part # 1658050-1  
MSB0.80PL25ASY040FL,-,F,-TY



TE Part # 1658051-1  
MSB0.80PL30ASY040FL,-,F,-TY


## Customers Also Bought



TE Part #5120521-1  
1FHR,64,30A/S,S,N,S08,09,10



TE Part #208716-1  
CMC PLUG ASSEMBLY,SZ 14



TE Part #1-5499923-2  
A/L UNIV HDR 64P VERT LG LAT



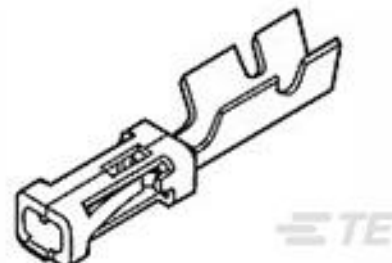
TE Part #1410142-1  
MULTIGIG RT T2 .8" BP FULL RGH



TE Part #1410140-1  
MULTIGIG RT T2 .8" BP FULL CNT



TE Part #5207872-3  
KIT SCREWLOCK FEMALE (METRIC)



TE Part #85969-7  
MOD IV RECP PLTD 30 SEL



TE Part #2098762-1  
Contact,female0.64, 20-22AWG,



TE Part #2102061-6  
Mezalok, Socket, 114 p, 10 mm, 30 Au,  
LF



TE Part #2292906-1  
2POS,MCON 1.2,REC HSG ASSY,SLD,  
COD A

## Documents

### Product Drawings

[MSB0.80RC-ASY040FL,-,10,-TY](#)

English

### CAD Files

[3D PDF](#)

3D

Customer View Model

[ENG\\_CVM\\_CVM\\_1658012-1\\_P.2d\\_dxf.zip](#)

English

Customer View Model

[ENG\\_CVM\\_CVM\\_1658012-1\\_P.3d\\_igs.zip](#)

English

Customer View Model

[ENG\\_CVM\\_CVM\\_1658012-1\\_P.3d\\_stp.zip](#)

English

By downloading the CAD file I accept and agree to the [Terms and Conditions](#) of use.

### Datasheets & Catalog Pages



[MICTOR SB Interconnection System](#)

English

[Stacking Connectors Quick Reference Guide \(English\)](#)

English

[MICTOR SB CONNECTORS](#)

English

---

[Product Specifications](#)

[Application Specification](#)

English