



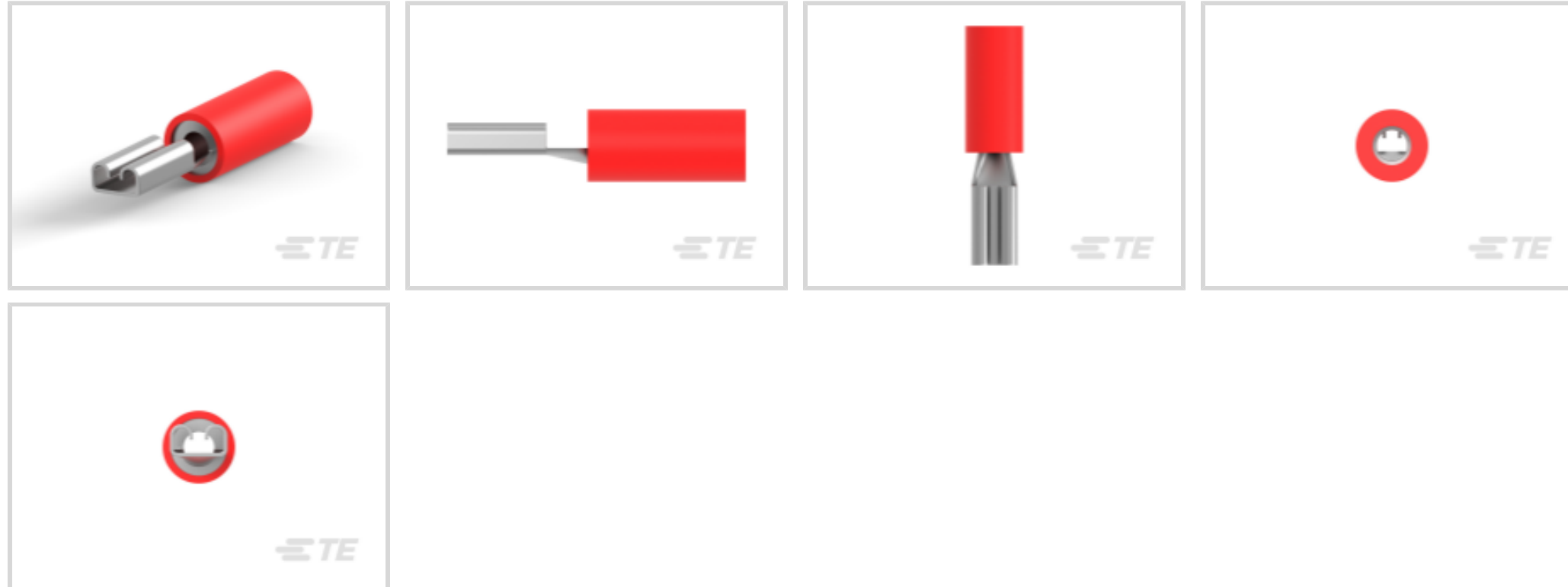
**FASTON**

TE Internal #: 165566-2

Quick Disconnects, Receptacle, 22 – 16 AWG Wire Size, .3 – 1.5 mm<sup>2</sup> Wire Size, 592 – 3260 CMA Wire Size, Mating Tab Width 2.79 mm [.11 in], Straight

[View on TE.com >](#)

Terminals & Splices > Quick Disconnects



Quick Disconnect Terminal Type: **Receptacle**

Wire Size: **592 – 3260 CMA**

Mating Tab Width: **2.79 mm [.11 in]**

**Features**

**Product Type Features**

Insertion Force	Normal
-----------------	--------

**Configuration Features**

Connection Capacity	Single
---------------------	--------

**Electrical Characteristics**

Voltage Rating	300 V
----------------	-------

**Body Features**

Insulation Material	Nylon
---------------------	-------

**Contact Features**

Quick Disconnect Terminal Type	Receptacle
Mating Tab Width	2.79 mm [.11 in]
Mating Tab Thickness	.79 mm [.031 in]
Terminal Orientation	Straight
Contact Base Material	Phosphor Bronze
Terminal Plating Material	Tin
Crimp Type	Compression



Barrel Type	Closed
-------------	--------

### Termination Features

Product Terminates To	Wire & Cable
-----------------------	--------------

### Mechanical Attachment

Wire Insulation Support	With
-------------------------	------

Mating Retention Type	Dimple
-----------------------	--------

### Dimensions

Product Length	19.8 mm[.779 in]
----------------	------------------

Compatible Insulation Diameter Range	3.5 mm[.14 in]
--------------------------------------	----------------

Wire Size	592 – 3260 CMA
-----------	----------------

### Usage Conditions

Insulation Option	Partially Insulated
-------------------	---------------------

Operating Temperature Range	105 °C[221 °F]
-----------------------------	----------------

### Packaging Features

Packaging Quantity	1000
--------------------	------

Packaging Method	Loose Piece
------------------	-------------

### Other

Barrel Color	Red
--------------	-----

## Product Compliance

[For compliance documentation, visit the product page on TE.com>](#)

EU RoHS Directive 2011/65/EU	Compliant
------------------------------	-----------

EU ELV Directive 2000/53/EC	Compliant
-----------------------------	-----------

China RoHS 2 Directive MIIT Order No 32, 2016	No Restricted Materials Above Threshold
-----------------------------------------------	-----------------------------------------

EU REACH Regulation (EC) No. 1907/2006	Current ECHA Candidate List: JUNE 2023 (235) Candidate List Declared Against: JUNE 2023 (235) Does not contain REACH SVHC
----------------------------------------	---------------------------------------------------------------------------------------------------------------------------------

Halogen Content	Low Halogen - Br, Cl, F, I < 900 ppm per homogenous material. Also BFR/CFR/PVC Free
-----------------	-------------------------------------------------------------------------------------

Solder Process Capability	Not applicable for solder process capability
---------------------------	----------------------------------------------

Product Compliance Disclaimer

This information is provided based on reasonable inquiry of our suppliers and represents our current actual knowledge based on the information they provided. This information is subject to change. The part numbers that TE has identified as EU RoHS compliant have a maximum concentration of 0.1% by weight in homogenous materials for lead, hexavalent chromium, mercury, PBB, PBDE, DBP, BBP, DEHP, DIBP, and 0.01% for cadmium, or qualify for an exemption to these limits as defined in the Annexes of Directive 2011/65/EU (RoHS2). Finished electrical and electronic equipment products will be CE marked as required by Directive 2011/65/EU. Components may not be CE marked. Additionally, the part numbers that TE has identified as EU ELV compliant have a maximum concentration of 0.1% by weight in homogenous materials for lead, hexavalent chromium, and mercury, and 0.01% for cadmium, or qualify for an exemption to these limits as defined in the Annexes of Directive 2000/53/EC (ELV). Regarding the REACH Regulation, the information TE provides on SVHC in articles for this part number is based on the latest European Chemicals Agency (ECHA) 'Guidance on requirements for substances in articles' posted at this URL: <https://echa.europa.eu/guidance-documents/guidance-on-reach>

## Compatible Parts



REPRESENTATION ONLY

TE Part # 47386-4  
DAHT PG PIDG 26-16 ASSY



TE Part # 58423-1  
DIE, RBY IS9252



TE Part # 8-1377174-4  
SMP 0-0165566-2



TE Part # 58433-3  
PRO CR ASSY, RBY IS9252



REPRESENTATION ONLY

TE Part # 525690  
DAHT PG PIDG 20-18 ASSY



TE Part # 539691-2  
ERGO DIE R.B.Y



REPRESENTATION ONLY

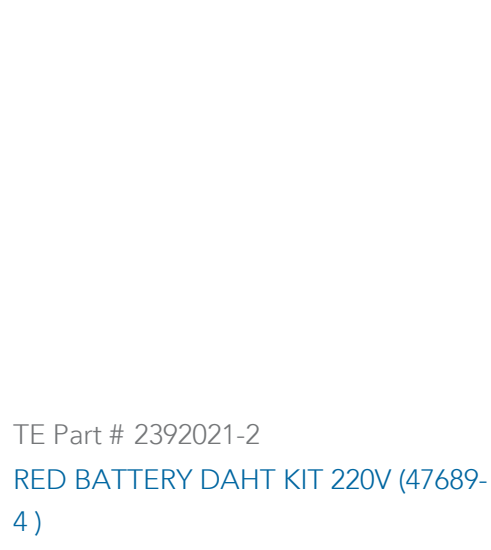
TE Part # 90035-3  
DAHT PIDG FASTON 22-18 ASSY



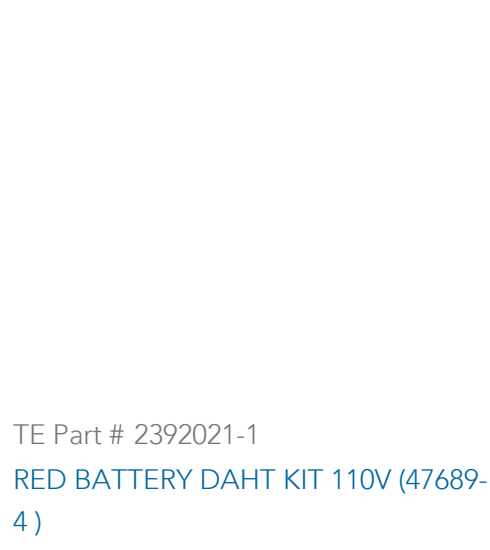
TE Part # 169400  
CERTI-LOK FRAME W/O DIES



TE Part # 1SET191001R0000  
CRIMP-HT



TE Part # 2392021-2  
RED BATTERY DAHT KIT 220V (47689-4)



TE Part # 2392021-1  
RED BATTERY DAHT KIT 110V (47689-4)



TE Part # 169404  
CERTI-LOK DIE

## Customers Also Bought



TE Part #2-1879450-3  
TE 500W 68R 5% Bracket



TE Part #4-1630019-3  
HSC200 80R 5%



TE Part #2842128-3  
6P,2MM,BRK HDR,DRV,2.8,0.76AU,TB



TE Part #3-2176389-1  
RQ 1206 221R 0.1% 10PPM 5K RL



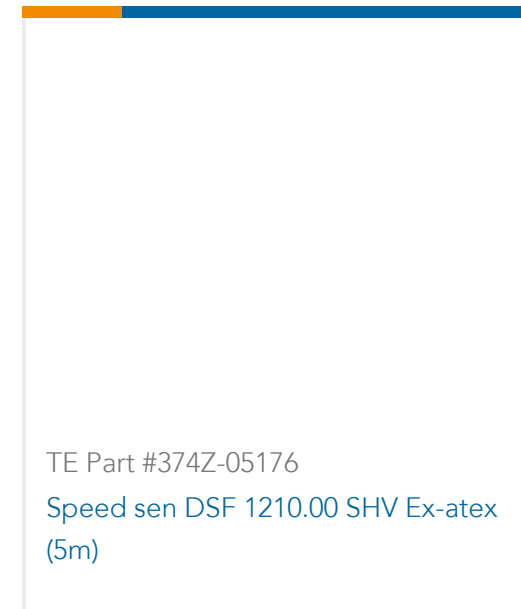
TE Part #8-2176390-5  
RQ 1206 8K66 0.1% 10PPM 5K RL



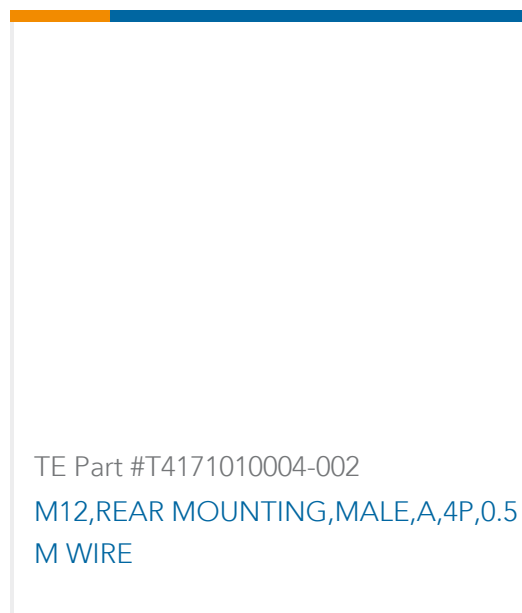
TE Part #1-188685-2  
STD TIMER PCB CONTACT



TE Part #2-1825137-9  
A105P3ZQ04



TE Part #374Z-05176  
Speed sen DSF 1210.00 SHV Ex-atex  
(5m)



TE Part #T4171010004-002  
M12,REAR MOUNTING,MALE,A,4P,0.5  
M WIRE



TE Part #2-1105051-2  
HN.D-C-BU.AU.0,5

## Documents

### Product Drawings

[110 PIDG FASTON REC](#)

English

### CAD Files

[3D PDF](#)

3D

Customer View Model

[ENG\\_CVM\\_CVM\\_165566-2\\_K.2d\\_dxf.zip](#)

English

Customer View Model

[ENG\\_CVM\\_CVM\\_165566-2\\_K.3d\\_igs.zip](#)

English

Customer View Model

[ENG\\_CVM\\_CVM\\_165566-2\\_K.3d\\_stp.zip](#)

English

Customer View Model

[ENG\\_CVM\\_165566-2\\_J2.3d\\_igs.zip](#)

English



### Customer View Model

[ENG\\_CVM\\_165566-2\\_J2.3d\\_stp.zip](#)

English

### Customer View Model

[ENG\\_CVM\\_165566-2\\_J2.2d\\_dxf.zip](#)

English

### 3D PDF

English

By downloading the CAD file I accept and agree to the [Terms and Conditions](#) of use.

---

### Datasheets & Catalog Pages

[PIDG Terminals and Splices Quick Reference Guide](#)

English

---

### Product Environmental Compliance

[Product Compliance Document](#)

English

[Product Compliance Document](#)

English