




AMP | AMP Type III+

TE Internal #: 163085-8

Power Contacts, Contact, Precious Metal, 24 – 20 AWG Wire Size, .2 – .5 mm<sup>2</sup> Wire Size, Wire & Cable, Crimp, Power & Signal, Pin, AMP Type III+

[View on TE.com >](#)

Connectors > Power Connectors > Power Contacts



Power Contact Type: **Contact**

Contact Mating Area Plating Material: **Precious Metal**

Wire Size: **.2 – .5 mm<sup>2</sup>**

Connector & Contact Terminates To: **Wire & Cable**

**Features**

**Product Type Features**

Compatible With Discrete Wire Type	Stranded
Power Contact Type	Contact
Connector & Contact Terminates To	Wire & Cable

**Contact Features**

Contact Size	Size 16
Contact Mating Area Plating Material	Precious Metal
Contact Current Rating (Max)	13 A
Contact Type	Pin
Contact Retention Within Housing	With
Mating Pin Diameter	1.57 mm[.062 in]
Contact Base Material	Brass
Contact Mating Area Plating Material Thickness	.76 µm[30 µin]
Contact Mating Area Plating Material Finish	Bright
Wire Contact Termination Area Plating Thickness	.076 µm[3 µin]
Wire Contact Termination Area Plating Material	Gold Flash



Wire Contact Termination Area Plating Material Finish	Bright
---	--------

Contact Orientation	Straight
---------------------	----------

Contact Underplating Material	Nickel
-------------------------------	--------

Contact Underplating Material Thickness	1.27 μm[50 μin]
---	-----------------

### Termination Features

Termination Method to Wire & Cable	Crimp
------------------------------------	-------

### Mechanical Attachment

Wire Insulation Support	With
-------------------------	------

### Dimensions

Wire Size	.2 – .5 mm <sup>2</sup>
-----------	-------------------------

Compatible Insulation Diameter Range	1.1 – 1.8 mm[.045 – .071 in]
--------------------------------------	------------------------------

### Usage Conditions

Operating Temperature Range	-55 – 150 °C[-67 – 302 °F]
-----------------------------	----------------------------

### Operation/Application

Circuit Application	Power & Signal
---------------------	----------------

### Packaging Features

Packaging Quantity	5000
--------------------	------

Packaging Method	Reel
------------------	------

### Product Compliance

[For compliance documentation, visit the product page on TE.com>](#)

EU RoHS Directive 2011/65/EU	Compliant
------------------------------	-----------

EU ELV Directive 2000/53/EC	Compliant
-----------------------------	-----------

China RoHS 2 Directive MIIT Order No 32, 2016	No Restricted Materials Above Threshold
---	---

EU REACH Regulation (EC) No. 1907/2006	Current ECHA Candidate List: JAN 2023 (233) Candidate List Declared Against: JAN 2023 (233) Does not contain REACH SVHC
--	---

Halogen Content	Low Halogen - Br, Cl, F, I < 900 ppm per homogenous material. Also BFR/CFR/PVC Free
-----------------	---

Solder Process Capability	Not applicable for solder process capability
---------------------------	--

This information is provided based on reasonable inquiry of our suppliers and represents our current actual knowledge based on the information they provided. This information is subject to change. The part numbers that TE has identified as EU RoHS compliant have a maximum concentration of 0.1% by weight in homogenous materials for lead, hexavalent chromium, mercury, PBB, PBDE, DBP, BBP, DEHP, DIBP, and 0.01% for cadmium, or qualify for an exemption to these limits as defined in the Annexes of Directive 2011/65/EU (RoHS2). Finished electrical and electronic equipment products will be CE marked as required by Directive 2011/65/EU. Components may not be CE marked. Additionally, the part numbers that TE has identified as EU ELV compliant have a maximum concentration of 0.1% by weight in homogenous materials for lead, hexavalent chromium, and mercury, and 0.01% for cadmium, or qualify for an exemption to these limits as defined in the Annexes of Directive 2000/53/EC (ELV). Regarding the REACH Regulation, the information TE provides on SVHC in articles for this part number is based on the latest European Chemicals Agency (ECHA) 'Guidance on requirements for substances in articles' posted at this URL: <https://echa.europa.eu/guidance-documents/guidance-on-reach>

## Compatible Parts



TE Part # 58495-2  
PROCRIMPER DIE ASSY MULTIMATE



TE Part # 200893-2  
INSERTION TOOL CONT



TE Part # 58495-1  
PRO CRIMPER ASSY MULTIMATE



TE Part # 539972-1  
EXTRACTION TOOL



TE Part # 305183  
EXTRACT TOOL TYPE 2 20-16



TE Part # 2151016-2  
OCEAN\_2.0\_APPLICATOR-S-062F0900A



TE Part # 91505-1  
CCII TYPE III+ 24-16 ASSY



TE Part # 2-2151016-1  
OCEAN\_2.0\_APPLICATOR-S-062F0900



TE Part # 2-2151016-2  
OCEAN\_2.0\_APPLICATOR-S-062F0900A



TE Part # 2151016-1  
OCEAN\_2.0\_APPLICATOR-S-062F0900



TE Part # 2305570-1  
Strip Terminal Cutter-Side Feed-No Crimp



TE Part # 2384426-2  
SDE F TYPE III+ 0.56-0.12mm<sup>2</sup> DIE SET



TE Part # 5-2151016-1  
OCEAN\_2.0\_APPLICATOR-S-062F0900



TE Part # 5-2151016-2  
OCEAN\_2.0\_APPLICATOR-S-062F0900A



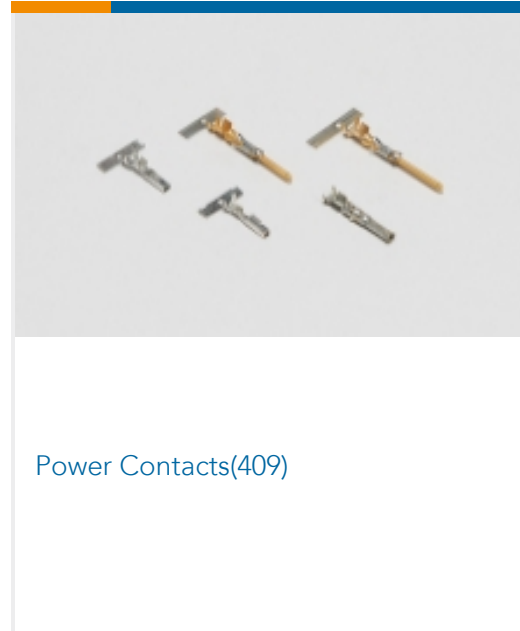
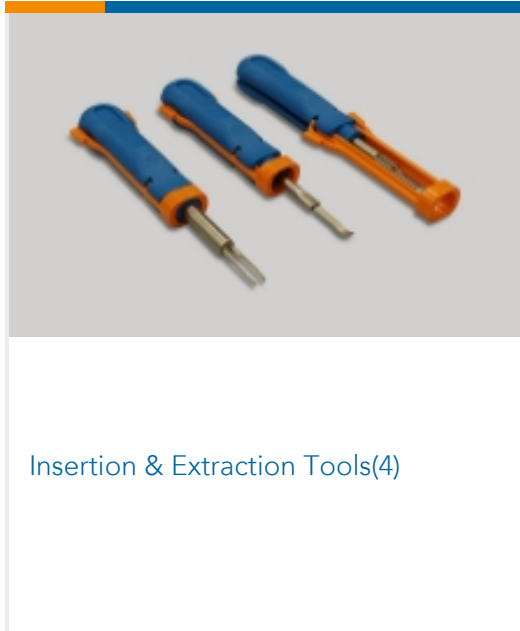
TE Part # 7-2151016-7  
OCEAN\_2.0\_SPARE\_PART\_KIT-062F0900




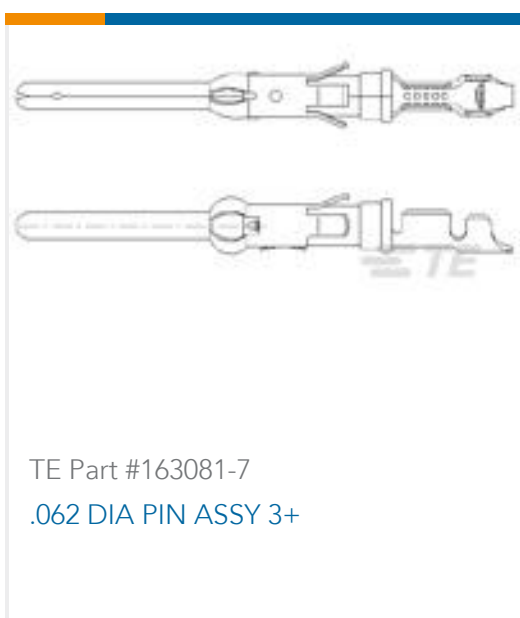
TE Part # 7-2266380-7  
OC-110F220F-752-CRIMPTOOLINGKIT



Also in the Series | AMP Type III+



Customers Also Bought





## Documents

### Product Drawings

[,062 DIA PIN ASS 3+](#)

English

### CAD Files

Customer View Model

[ENG\\_CVM\\_CVM\\_163085-8\\_AE.2d\\_dxf.zip](#)

English

3D PDF

3D

Customer View Model

[ENG\\_CVM\\_CVM\\_163085-8\\_AE.3d\\_igs.zip](#)

English

Customer View Model

[ENG\\_CVM\\_CVM\\_163085-8\\_AE.3d\\_stp.zip](#)

English

By downloading the CAD file I accept and agree to the [Terms and Conditions](#) of use.

### Product Specifications

[Product Specification](#)

English

### Product Environmental Compliance

[MD\\_163085-8\\_100520151142\\_dmtec](#)

English

[MD\\_163085-8\\_100520151142\\_dmtec](#)

English