



Sigma | Sigma SC

TE Internal #: 1624019-2

33 μ H, Radio Frequency Inductor, 228 mA, 3.4 Ω DC Resistance, Axial-Leaded, Wire Wound, 10 %, 7 x 2.8 mm, Ammo Packed, Through Hole - Solder, Sigma SC

[View on TE.com >](#)

Passive Components > Inductors > High Frequency & RF Inductors



Inductor Type: **Radio Frequency**

Termination Method to Printed Circuit Board: **Through Hole - Solder**

Packaging Method: **Ammo Packed**

Passive Component Dimensions: **7 x 2.8 mm**

Passive Component Tolerance: **10 %**

Features

Product Type Features

| | |
|---------------|-----------------|
| Inductor Type | Radio Frequency |
| Element Type | Wire Wound |

Electrical Characteristics

| | |
|-----------------------------|--------------|
| Self Resonant Frequency | .024 GHz |
| Passive Component Tolerance | 10 % |
| Inductance | 33 μ H |
| Current Rating (Max) | 228 mA |
| DC Resistance | 3.4 Ω |

Body Features

| | |
|-----------------------------|--------------|
| Passive Component Lead Type | Axial-Leaded |
|-----------------------------|--------------|

Termination Features

| | |
|---|-----------------------|
| Termination Method to Printed Circuit Board | Through Hole - Solder |
|---|-----------------------|

Dimensions

| | |
|------------------------------|------------|
| Passive Component Dimensions | 7 x 2.8 mm |
|------------------------------|------------|

Usage Conditions

| | |
|-----------------------------|------------------------|
| Operating Temperature Range | -55 – 100 $^{\circ}$ C |
|-----------------------------|------------------------|

Packaging Features

| | |
|--|--|
| | |
|--|--|



| | |
|------------------|-------------|
| Packaging Method | Ammo Packed |
|------------------|-------------|

Other

| | |
|-------------------------|----|
| Inductor Quality Factor | 45 |
|-------------------------|----|

Product Compliance

[For compliance documentation, visit the product page on TE.com>](#)

| | |
|------------------------------|-----------|
| EU RoHS Directive 2011/65/EU | Compliant |
|------------------------------|-----------|

| | |
|-----------------------------|-----------|
| EU ELV Directive 2000/53/EC | Compliant |
|-----------------------------|-----------|

| | |
|---|---|
| China RoHS 2 Directive MIIT Order No 32, 2016 | No Restricted Materials Above Threshold |
|---|---|

| | |
|--|---|
| EU REACH Regulation (EC) No. 1907/2006 | Current ECHA Candidate List: JUNE 2023 (235) Candidate List Declared Against: JUNE 2023 (235) Does not contain REACH SVHC |
|--|---|

| | |
|-----------------|--|
| Halogen Content | Not Low Halogen - contains Br or Cl > 900 ppm. |
|-----------------|--|

| | |
|---------------------------|------------------------------|
| Solder Process Capability | Wave solder capable to 265°C |
|---------------------------|------------------------------|

Product Compliance Disclaimer

This information is provided based on reasonable inquiry of our suppliers and represents our current actual knowledge based on the information they provided. This information is subject to change. The part numbers that TE has identified as EU RoHS compliant have a maximum concentration of 0.1% by weight in homogenous materials for lead, hexavalent chromium, mercury, PBB, PBDE, DBP, BBP, DEHP, DIBP, and 0.01% for cadmium, or qualify for an exemption to these limits as defined in the Annexes of Directive 2011/65/EU (RoHS2). Finished electrical and electronic equipment products will be CE marked as required by Directive 2011/65/EU. Components may not be CE marked. Additionally, the part numbers that TE has identified as EU ELV compliant have a maximum concentration of 0.1% by weight in homogenous materials for lead, hexavalent chromium, and mercury, and 0.01% for cadmium, or qualify for an exemption to these limits as defined in the Annexes of Directive 2000/53/EC (ELV). Regarding the REACH Regulation, the information TE provides on SVHC in articles for this part number is based on the latest European Chemicals Agency (ECHA) 'Guidance on requirements for substances in articles' posted at this URL: <https://echa.europa.eu/guidance-documents/guidance-on-reach>

Compatible Parts









TE Part # 1624009-2
SC30-10-2513-10 1UH AMMO 1000

TE Part # 1624000-3
SC30-10-2525-10 10UH AMMO 1000

TE Part # 1624018-1
SC30-10-2518-10 2.7UH AMMO 1000

TE Part # 1624048-2
SC30-10-2505-10 0.22UH AMMO 1000




| | | | |
|--|--|---|--|
|  <p>TE Part # 1624013-4 SC30-10-2529-10 22UH AMMO 1000</p> |  <p>TE Part # 1624052-2 SC30-10-2509-10 0.47UH AMMO 1000</p> |  <p>TE Part # 1624005-3 SC30-10-2527-10 15UH AMMO 1000</p> |  <p>TE Part # 1623937-3 SC10-10-0525-10 10UH AMMO 1000</p> |
|  <p>TE Part # 1624001-3 SC30-10-2537-10 100UH AMMO 1000</p> |  <p>TE Part # 1624002-3 SC30-10-2549-10 1000UH AMMO 1000</p> |  <p>TE Part # 1624017-2 SC30-10-2517-10 2.2UH AMMO 1000</p> |  <p>TE Part # 1624023-2 SC30-10-2519-10 3.3UH AMMO 1000</p> |
|  <p>TE Part # 1624027-2 SC30-10-2521-10 4.7UH AMMO 1000</p> |  <p>TE Part # 1624044-2 SC30-10-2501-10 0.1UH AMMO 1000</p> |  <p>TE Part # 1624046-2 SC30-10-2503-10 0.15UH AMMO 1000</p> |  <p>TE Part # 5-1624055-5 SC0914 1000uH 10%</p> |
|  <p>TE Part # 1624006-2 SC30-10-2539-10 150UH AMMO 1000</p> |  <p>TE Part # 1624011-1 SC30-10-2515-10 1.5UH AMMO 1000</p> |  <p>TE Part # 1624025-3 SC30-10-2533-10 47UH AMMO 1000</p> |  <p>TE Part # 1624026-1 SC30-10-2545-10 470UH AMMO 1000</p> |

Also in the Series | **Sigma SC**

| | | | |
|--|--|--|---|
|  <p>High Frequency & RF Inductors(82)</p> |  <p>LC Connectors(4)</p> |  <p>Printable Tubing(9)</p> |  <p>SC Connectors(5)</p> |
|--|--|--|---|

Customers Also Bought



Documents

CAD Files

3D PDF

3D

Customer View Model

[ENG_CVM_CVM_1624019-2_BA.2d_dxf.zip](#)

English

Customer View Model

[ENG_CVM_CVM_1624019-2_BA.3d_igs.zip](#)

English

Customer View Model

[ENG_CVM_CVM_1624019-2_BA.3d_stp.zip](#)

English

By downloading the CAD file I accept and agree to the [Terms and Conditions](#) of use.

Datasheets & Catalog Pages

[1309350_PASSIVE_COMPONENT](#)

English

[Axial Leaded Power Inductors - Type SC10, SC15, SC30 Series - Tyco Electronics Passives](#)

English

SC30330KT

33 μ H, Radio Frequency Inductor, 228 mA, 3.4 Ω DC Resistance, Axial-Leaded, Wire Wound, 10 %, 7 x 2.8 mm, Ammo Packed, Through Hole - Solder, Sigma SC

