

1612257-7 ✓ ACTIVE

TE Internal #: 1612257-7

Connector Assembly, Receptacle, Wire-to-Panel, 7 Position, .059 in [1.5 mm] Centerline, Crimp/IDC, 1 Row, Black, Mating Retention, Panel Mount

[View on TE.com >](#)



[Connectors >](#) [PCB Connectors >](#) [Wire-to-Board Connectors >](#) [Wire-to-Board Connector Assemblies & Housings >](#)

MINI CT DRAWER RECEPTACLE HOUSINGS



Connector Product Type: **Connector Assembly**

Connector & Housing Type: **Receptacle**

Connector System: **Wire-to-Panel**

Number of Positions: **7**

Centerline (Pitch): **1.5 mm [.059 in]**

[All MINI CT DRAWER RECEPTACLE HOUSINGS \(16\)](#)

Features

Product Type Features

Connector Product Type	Connector Assembly
Connector & Housing Type	Receptacle
Connector System	Wire-to-Panel
Sealable	No

Configuration Features

Number of Positions	7
Number of Rows	1

Electrical Characteristics

Operating Voltage	50 VAC
-------------------	--------

Body Features

Drawer Style	Mini CT, Snap-Fit
Primary Product Color	Black

Contact Features

Contact Layout	Inline
Contact Type	Socket



Contact Base Material	Copper Alloy
-----------------------	--------------

Contact Current Rating (Max)	1.5 A
------------------------------	-------

Termination Features

Termination Method to Wire & Cable	Crimp/IDC
------------------------------------	-----------

Mechanical Attachment

Strain Relief	Without
---------------	---------

Panel Mount Feature	Without
---------------------	---------

PCB Mount Retention	Without
---------------------	---------

Mating Retention Type	Latch
-----------------------	-------

Mating Retention	With
------------------	------

Connector Mounting Type	Panel Mount
-------------------------	-------------

Housing Features

Housing Entry Configuration	Both Ends Closed
-----------------------------	------------------

Housing Material	PBT GF
------------------	--------

Centerline (Pitch)	1.5 mm [.059 in]
--------------------	------------------

Dimensions

Connector Length	28.1 mm [1.104 in]
------------------	--------------------

Connector Height	14.8 mm [.582 in]
------------------	-------------------

Usage Conditions

Operating Temperature Range	-30 – 105 °C [-22 – 221 °F]
-----------------------------	-----------------------------

Industry Standards

UL Flammability Rating	UL 94V-0
------------------------	----------

Packaging Features

Packaging Quantity	49
--------------------	----

Packaging Method	Box & Tray, Tray
------------------	------------------

Other

Discrete Wire Connector Comment	See drawing for panel mount information.
---------------------------------	--

Product Compliance

For compliance documentation, visit the product page on [TE.com](https://www.te.com)>

EU RoHS Directive 2011/65/EU	Compliant
------------------------------	-----------

EU ELV Directive 2000/53/EC	Compliant
-----------------------------	-----------



China RoHS 2 Directive MIIT Order No 32, 2016	No Restricted Materials Above Threshold
EU REACH Regulation (EC) No. 1907/2006	Current ECHA Candidate List: JUNE 2023 (235) Candidate List Declared Against: JUNE 2023 (235) Does not contain REACH SVHC
Halogen Content	Not Low Halogen - contains Br or Cl > 900 ppm.
Solder Process Capability	Not applicable for solder process capability

Product Compliance Disclaimer

This information is provided based on reasonable inquiry of our suppliers and represents our current actual knowledge based on the information they provided. This information is subject to change. The part numbers that TE has identified as EU RoHS compliant have a maximum concentration of 0.1% by weight in homogenous materials for lead, hexavalent chromium, mercury, PBB, PBDE, DBP, BBP, DEHP, DIBP, and 0.01% for cadmium, or qualify for an exemption to these limits as defined in the Annexes of Directive 2011/65/EU (RoHS2). Finished electrical and electronic equipment products will be CE marked as required by Directive 2011/65/EU. Components may not be CE marked. Additionally, the part numbers that TE has identified as EU ELV compliant have a maximum concentration of 0.1% by weight in homogenous materials for lead, hexavalent chromium, and mercury, and 0.01% for cadmium, or qualify for an exemption to these limits as defined in the Annexes of Directive 2000/53/EC (ELV). Regarding the REACH Regulation, the information TE provides on SVHC in articles for this part number is based on the latest European Chemicals Agency (ECHA) 'Guidance on requirements for substances in articles' posted at this URL: <https://echa.europa.eu/guidance-documents/guidance-on-reach>

Compatible Parts



TE Part # 1612256-7
PLUG ASSY 7P ,MINI CT DC DRAW

Customers Also Bought



TE Part #292175-2
CT BOX HDR V SMT 2P O/TAPE NAT



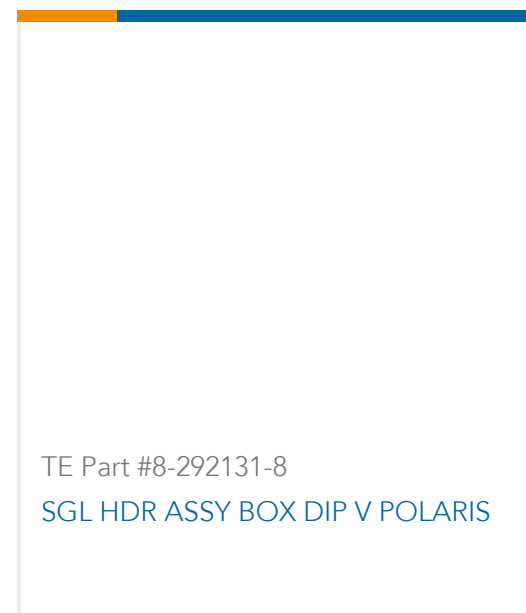
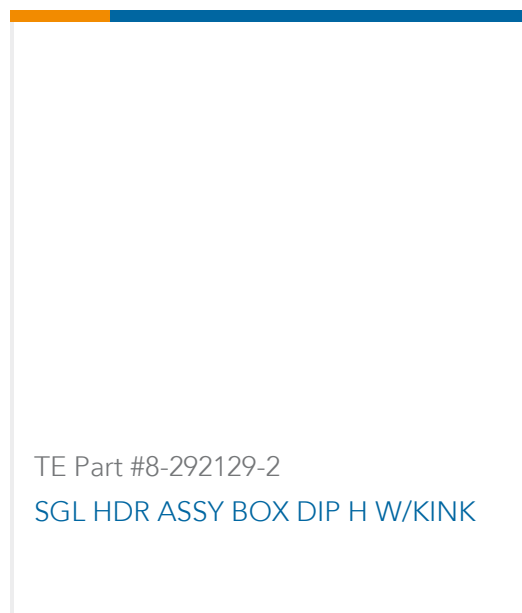
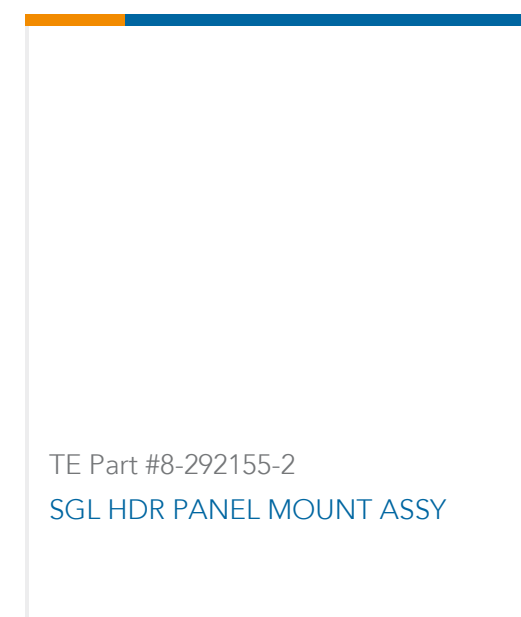
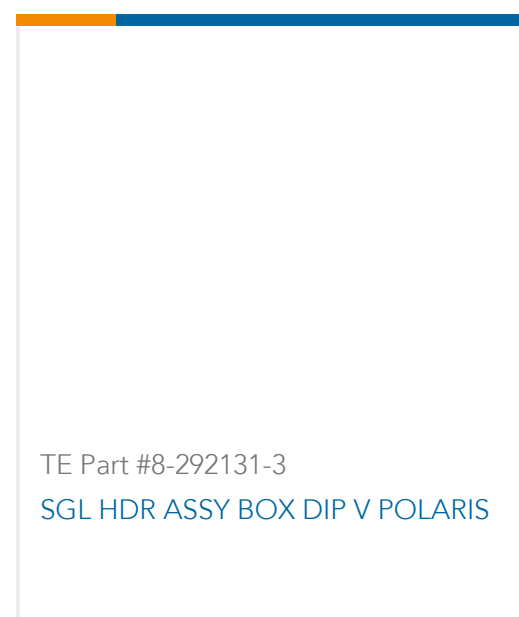
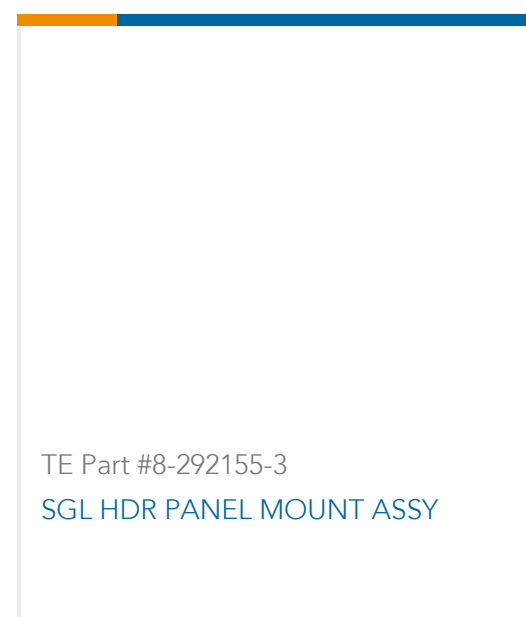
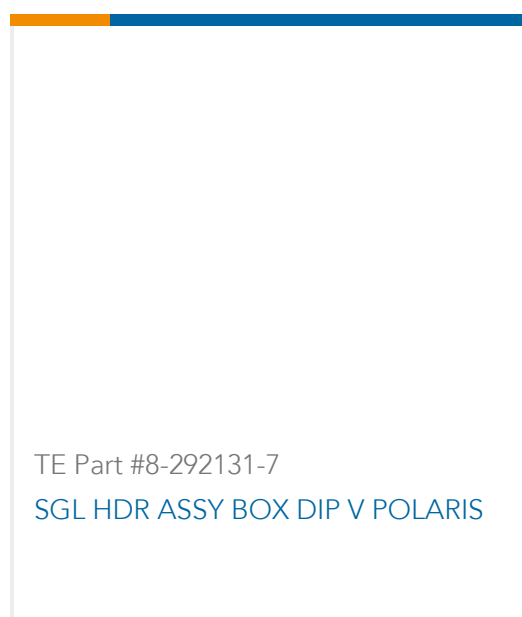
TE Part #292215-2
MINI CT SGL RELAY 2P NAT



TE Part #2-292207-3
MINI CT SGL DIP V 3P BLACK



TE Part #2-292215-2
MINI CT SGL RELAY 2P BLACK



Documents

Product Drawings

[REC ASSY 7P ,MINI CT DC DRAWER](#)

English

CAD Files

Customer View Model

[ENG_CVM_CVM_1612257-7_K.2d_dxf.zip](#)

English

3D PDF

3D

Customer View Model

[ENG_CVM_CVM_1612257-7_K.3d_igs.zip](#)

English

Customer View Model

[ENG_CVM_CVM_1612257-7_K.3d_stp.zip](#)

English

By downloading the CAD file I accept and agree to the [Terms and Conditions](#) of use.

Datasheets & Catalog Pages

[Low Power Drawer Connectors QRG](#)

English

Product Specifications

[Application Specification](#)

English

Product Environmental Compliance

[Product Compliance](#)

1612257-7

Connector Assembly, Receptacle, Wire-to-Panel, 7 Position, .059 in [1.5 mm]
Centerline, Crimp/IDC, 1 Row, Black, Mating Retention, Panel Mount



English

[Product Compliance](#)

English

[Instruction Sheets](#)

[Instruction Sheet for Mini CT DC Drawer Connector SF Type](#)

Japanese

[Instruction Sheet \(non U.S.\)](#)

English