

1587042-1 ✓ ACTIVE

1.5/2.8 Connector System

TE Internal #: 1587042-1

Housing for Male Terminals, Wire-to-Wire, 34 Position, .138 in / .268 in [3.5 mm / 6.8 mm] Centerline, Sealable, Black, 1.5/2.8 Connector System

[View on TE.com >](#)



Connectors > Automotive Connectors > Automotive Housings



Connector System: **Wire-to-Wire**

Number of Positions: **34**

Connector & Housing Type: **Housing for Male Terminals**

Centerline (Pitch): **3.5 mm, 6.8 mm [.138 in, .268 in]**

Sealable: **Yes**

Features

Product Type Features

Mixed & Hybrid Connector	Yes
Connector Shape	Rectangular
Connector System	Wire-to-Wire
Connector & Housing Type	Housing for Male Terminals
Sealable	Yes
Connector & Contact Terminates To	Wire & Cable
Primary Locking Feature	Integrated in Housing

Configuration Features

Number of Positions	34
Number of Rows	4

Body Features

Primary Product Color	Black
Connector & Keying Code	A

Contact Features



Contact Size	1.5mm, 2.8mm, 6.3mm
Contact Type	Tab
Mating Tab Width	1.5 mm, 2.8 mm, 6.3 mm [.059 in][.11 in][.25 in]

Mechanical Attachment

Terminal Position Assurance	Yes
Mating Alignment Type	Keyed
Mating Alignment	With
Connector Mounting Type	Cable Mount (Free-Hanging)

Housing Features

Housing Material	PBT GF30
Centerline (Pitch)	3.5 mm, 6.8 mm [.138 in][.268 in]

Packaging Features

Packaging Quantity	100
Packaging Method	Package

Other

Connector Position Assurance Capable	No
--------------------------------------	----

Product Compliance

[For compliance documentation, visit the product page on TE.com>](#)








EU RoHS Directive 2011/65/EU	Compliant
EU ELV Directive 2000/53/EC	Compliant
China RoHS 2 Directive MIIT Order No 32, 2016	No Restricted Materials Above Threshold
EU REACH Regulation (EC) No. 1907/2006	Current ECHA Candidate List: JUNE 2023 (235) Candidate List Declared Against: JAN 2023 (233) Does not contain REACH SVHC
Halogen Content	Low Halogen - Br, Cl, F, I < 900 ppm per homogenous material. Also BFR/CFR/PVC Free
Solder Process Capability	Not reviewed for solder process capability

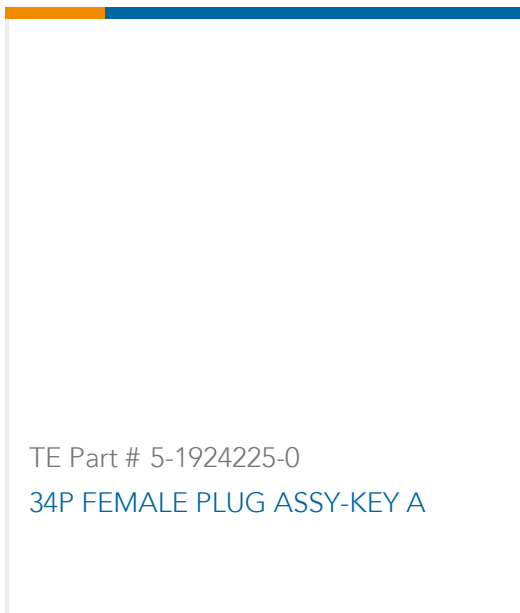
Product Compliance Disclaimer

This information is provided based on reasonable inquiry of our suppliers and represents our current actual knowledge based on the information they provided. This information is subject to change. The part numbers that TE has identified as

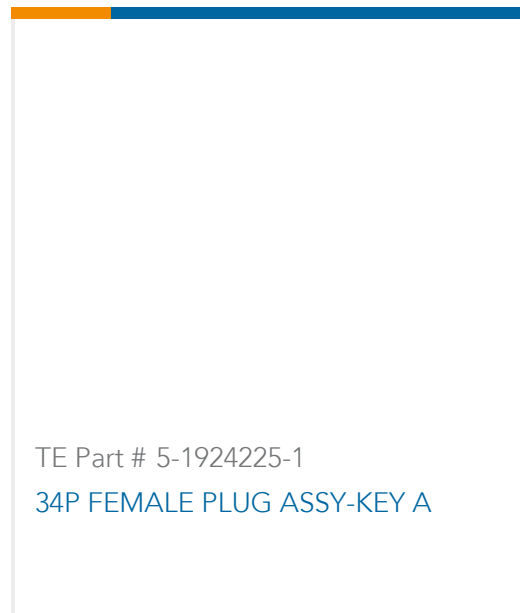
EU RoHS compliant have a maximum concentration of 0.1% by weight in homogenous materials for lead, hexavalent chromium, mercury, PBB, PBDE, DBP, BBP, DEHP, DIBP, and 0.01% for cadmium, or qualify for an exemption to these limits as defined in the Annexes of Directive 2011/65/EU (RoHS2). Finished electrical and electronic equipment products will be CE marked as required by Directive 2011/65/EU. Components may not be CE marked. Additionally, the part numbers that TE has identified as EU ELV compliant have a maximum concentration of 0.1% by weight in homogenous materials for lead, hexavalent chromium, and mercury, and 0.01% for cadmium, or qualify for an exemption to these limits as defined in the Annexes of Directive 2000/53/EC (ELV). Regarding the REACH Regulation, the information TE provides on SVHC in articles for this part number is based on the latest European Chemicals Agency (ECHA) 'Guidance on requirements for substances in articles' posted at this URL: <https://echa.europa.eu/guidance-documents/guidance-on-reach>

Compatible Parts

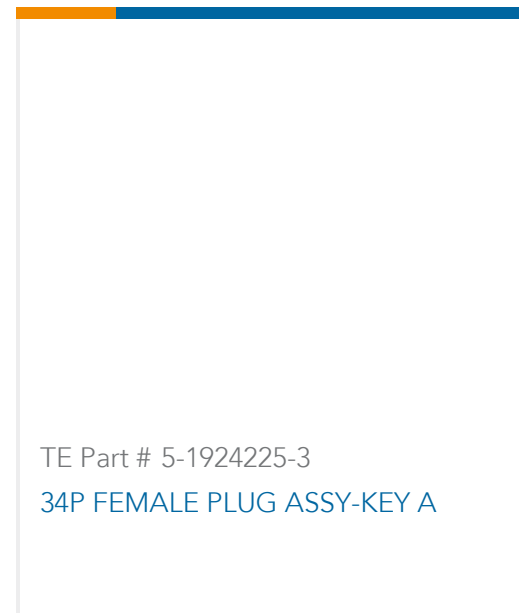
 <p>TE Part # 1456722-1 Wire Guide, 34 Way, Right Out</p>	 <p>TE Part # 1587041-1 34P FEMALE PLUG ASSY-KEY A</p>	 <p>TE Part # 1924002-1 Wire Guide, 34 Way, Left Out</p>	 <p>TE Part # 5-1924225-9 34P FEMALE PLUG ASSY-KEY A</p>
 <p>TE Part # 7-1924225-8 34P FEMALE PLUG ASSY-KEY A</p>	 <p>TE Part # 6-1924225-2 34P FEMALE PLUG ASSY-KEY A</p>	 <p>TE Part # 6-1924225-3 34P FEMALE PLUG ASSY-KEY A</p>	<p>TE Part # 1-1587054-1 34P MALE CAP HOUSING - KEY A</p>
<p>TE Part # 1-1587054-2 34P MALE CAP HOUSING - KEY B</p>	<p>TE Part # 1-1587054-3 34P MALE CAP HOUSING - KEY C</p>	<p>TE Part # 1587054-1 34P MALE CAP HOUSING - KEY A</p>	<p>TE Part # 1587056-1 ALIGNMENT PLATE - 34P CAP</p>
<p>TE Part # 5-1924225-6 34P FEMALE PLUG ASSY-KEY A</p>	<p>TE Part # 5-1924225-8 34P FEMALE PLUG ASSY-KEY A</p>	<p>TE Part # 6-1924225-4 34P FEMALE PLUG ASSY-KEY A</p>	<p>TE Part # 6-1924225-9 34P FEMALE PLUG ASSY-KEY A</p>



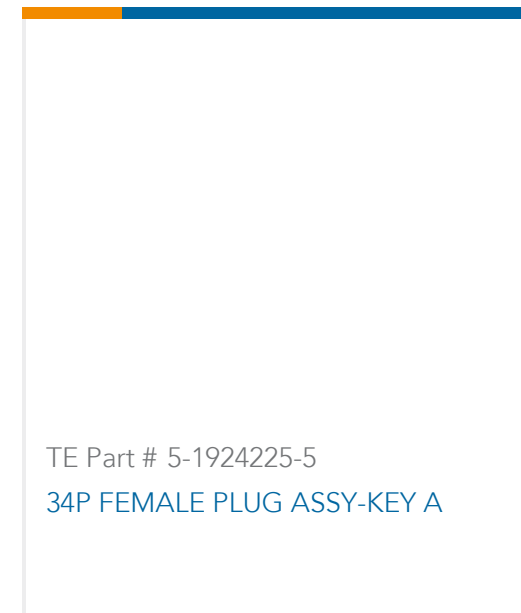
TE Part # 5-1924225-0
34P FEMALE PLUG ASSY-KEY A



TE Part # 5-1924225-1
34P FEMALE PLUG ASSY-KEY A



TE Part # 5-1924225-3
34P FEMALE PLUG ASSY-KEY A



TE Part # 5-1924225-5
34P FEMALE PLUG ASSY-KEY A

Also in the Series | 1.5/2.8 Connector System



Automotive Connector Caps & Covers
(6)



Automotive Housings(35)




Automotive Terminals(56)



Insertion & Extraction Tools(1)



Other Automotive Connector
Accessories(1)



PCB Headers & Receptacles(1)

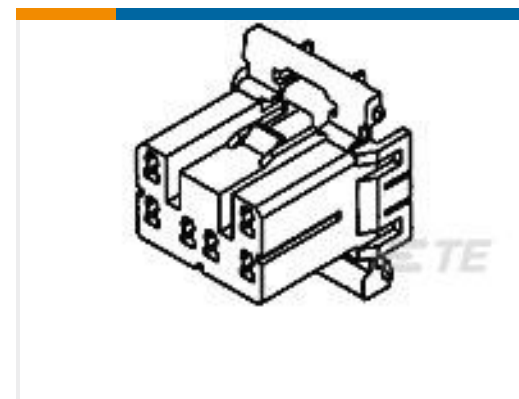
Customers Also Bought



TE Part #HD36-24-31ST-072
PLG, 31P, AL, T, THD ADPT, DRAIN,
16, S



TE Part #1-1419168-1
MARKET 1X6 FEMALE SEALED



TE Part #368539-1
070 MLC PLUG HSG 6P(D.B)



TE Part #0989076025
RBK-ILS-125-NR2-0-35MM



TE Part #368260-1
CLIP HSG FOR 090 II MLC



TE Part #1897014-2
MT-2/JPT SLD 26P PLUG COVER



TE Part #2066010-1
2P SUPERSEAL 1.5 SRS PLUG ASSY
BLACK



TE Part #8-1452423-7
96 POS. PCM CPNECTOR



Documents

Product Drawings

34P MALE CAP ASSY-KEY A

English

CAD Files

3D PDF

3D

Customer View Model

[ENG_CVM_CVM_1587042-1_H.2d_dxf.zip](#)

English

Customer View Model

[ENG_CVM_CVM_1587042-1_H.3d_igs.zip](#)

English

Customer View Model

[ENG_CVM_CVM_1587042-1_H.3d_stp.zip](#)

English

By downloading the CAD file I accept and agree to the [Terms and Conditions](#) of use.

Product Environmental Compliance

Product Compliance

English

Product Compliance

English

Instruction Sheets

Instruction Sheet (U.S.)

English

Instruction Sheet (U.S.)

English