

1565080-1 ✓ ACTIVE



GRACE INERTIA 3.5

TE Internal #: 1565080-1


Power Contacts, Contact, 300 VAC, Tin, 22 – 18 AWG Wire Size, .33

– .82 mm² Wire Size, Wire & Cable, Crimp, Power, Tab, GRACE

INERTIA 3.5

[View on TE.com >](#)

Connectors > Power Connectors > Power Contacts > GRACE INERTIA Tab



Power Contact Type: **Contact**

Operating Voltage: **300 VAC**

Contact Mating Area Plating Material: **Tin**

Wire Size: **.33 – .82 mm²**

[All GRACE INERTIA Tab \(4\)](#)

Features

Product Type Features

Compatible With Discrete Wire Type	Stranded
Power Contact Type	Contact
Connector & Contact Terminates To	Wire & Cable

Electrical Characteristics

Operating Voltage	300 VAC
-------------------	---------

Contact Features

Contact Mating Area Plating Material	Tin
Contact Current Rating (Max)	7 A
Contact Type	Tab
Contact Retention Within Housing	With
Mating Tab Width	1.2 mm[.047 in]
Mating Tab Thickness	.5 mm[.02 in]
Contact Base Material	Copper Alloy



Wire Contact Termination Area Plating Material	Pre-Tin
--	---------

Wire Contact Termination Area Plating Material Finish	Bright
---	--------

Contact Orientation	Straight
---------------------	----------

Termination Features

Termination Method to Wire & Cable	Crimp
------------------------------------	-------

Mechanical Attachment

Contact Retention Type Within Housing	Locking Lance
---------------------------------------	---------------

Wire Insulation Support	Without
-------------------------	---------

Dimensions

Wire Size	.33 – .82 mm ²
-----------	---------------------------

Compatible Insulation Diameter Range	1.5 – 2.7 mm [.059 – .106 in]
--------------------------------------	-------------------------------

Usage Conditions

Operating Temperature Range	-30 – 105 °C [-22 – 221 °F]
-----------------------------	-----------------------------

Operation/Application

Circuit Application	Power
---------------------	-------

Packaging Features

Packaging Quantity	5000
--------------------	------

Packaging Method	Reel
------------------	------

Other

Power Connectors Comment	Use with Grace Inertia Connector 3.5
--------------------------	--------------------------------------

Product Compliance

[For compliance documentation, visit the product page on TE.com>](#)

EU RoHS Directive 2011/65/EU	Compliant
------------------------------	-----------

EU ELV Directive 2000/53/EC	Compliant
-----------------------------	-----------

China RoHS 2 Directive MIIT Order No 32, 2016	No Restricted Materials Above Threshold
---	---

EU REACH Regulation (EC) No. 1907/2006	Current ECHA Candidate List: JUNE 2023 (235) Candidate List Declared Against: JUNE 2023 (235) Does not contain REACH SVHC
--	---

Halogen Content	Low Halogen - Br, Cl, F, I < 900 ppm per homogenous material. Also BFR/CFR/PVC Free
-----------------	---

Solder Process Capability

Not applicable for solder process capability

Product Compliance Disclaimer

This information is provided based on reasonable inquiry of our suppliers and represents our current actual knowledge based on the information they provided. This information is subject to change. The part numbers that TE has identified as EU RoHS compliant have a maximum concentration of 0.1% by weight in homogenous materials for lead, hexavalent chromium, mercury, PBB, PBDE, DBP, BBP, DEHP, DIBP, and 0.01% for cadmium, or qualify for an exemption to these limits as defined in the Annexes of Directive 2011/65/EU (RoHS2). Finished electrical and electronic equipment products will be CE marked as required by Directive 2011/65/EU. Components may not be CE marked. Additionally, the part numbers that TE has identified as EU ELV compliant have a maximum concentration of 0.1% by weight in homogenous materials for lead, hexavalent chromium, and mercury, and 0.01% for cadmium, or qualify for an exemption to these limits as defined in the Annexes of Directive 2000/53/EC (ELV). Regarding the REACH Regulation, the information TE provides on SVHC in articles for this part number is based on the latest European Chemicals Agency (ECHA) 'Guidance on requirements for substances in articles' posted at this URL: <https://echa.europa.eu/guidance-documents/guidance-on-reach>


Compatible Parts



TE Part # CAT-G7534-R2435
GRACE INERTIA Receptacle



TE Part # CAT-G7534-C1701
STD Temp GRACE INERTIA Cap



TE Part # 2305570-1
Strip Terminal Cutter-Side Feed-No Crimp



TE Part # 1612335-1
GRACE INERTIA 3.5 TAB CONTACT (M)



TE Part # 1-2357096-2
GRACE INERTIA 3.5W CAP 12P RED



TE Part # 1729279-1
EXTRACTION TOOL FOR GIC 3.5 CONN.



TE Part # 2151077-1
OCEAN_2.0_Applicator-S-070F110F




TE Part # 2151077-2
OCEAN_2.0_Applicator-S-070F110F




TE Part # 7-2151077-1
OCEAN_2.0_Applicator-S-070F110F



TE Part # 7-2151077-2
OCEAN_2.0_Applicator-S-070F110F




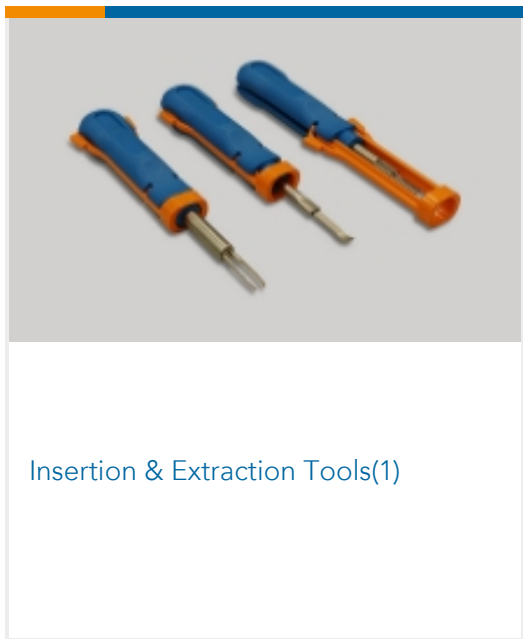
TE Part # 7-2151077-7
OCEAN_2.0_SPARE_PART_KIT-070F110F



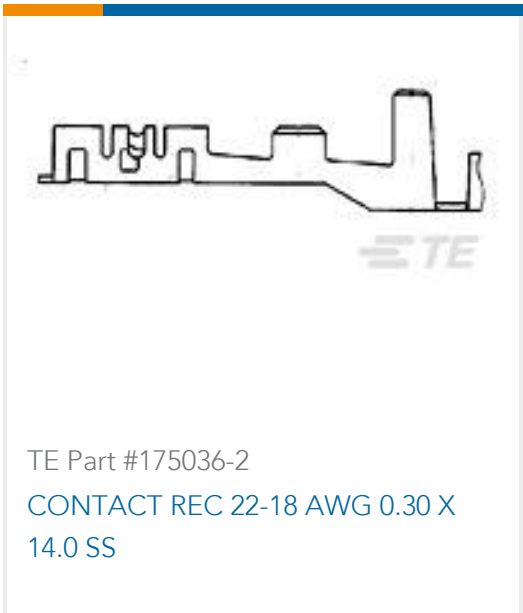
TE Part # 2-2357093-3
GRACE INERTIA 3.5W CAP 10P BLU



Also in the Series | GRACE INERTIA 3.5



Customers Also Bought





Documents

Product Drawings

[GRACE INERTIA 3.5 TAB CONTACT\(L\)](#)

English

CAD Files

[3D PDF](#)

3D

[Customer View Model](#)

[ENG_CVM_CVM_1565080-1_B.2d_dxf.zip](#)

English

[Customer View Model](#)

[ENG_CVM_CVM_1565080-1_B.3d_igs.zip](#)

English

[Customer View Model](#)

[ENG_CVM_CVM_1565080-1_B.3d_stp.zip](#)

English

By downloading the CAD file I accept and agree to the [Terms and Conditions](#) of use.

Datasheets & Catalog Pages

[SOFT_SHELL_PIN_AND_SOCKET_CONNECTORS_CATALOG](#)

English

[1-1773883-5 GRACE INERTIA connector quick reference guide](#)

English

Product Specifications

[Engineering Report](#)

English

Product Environmental Compliance

[MD_1565080-1_09262018652_dmtec](#)

English

[MD_1565080-1_09262018652_dmtec](#)

English

Instruction Sheets

[Extraction Tool for GIC 3.5 Conn.](#)

Japanese

[Instruction Sheet \(non U.S.\)](#)

Japanese