



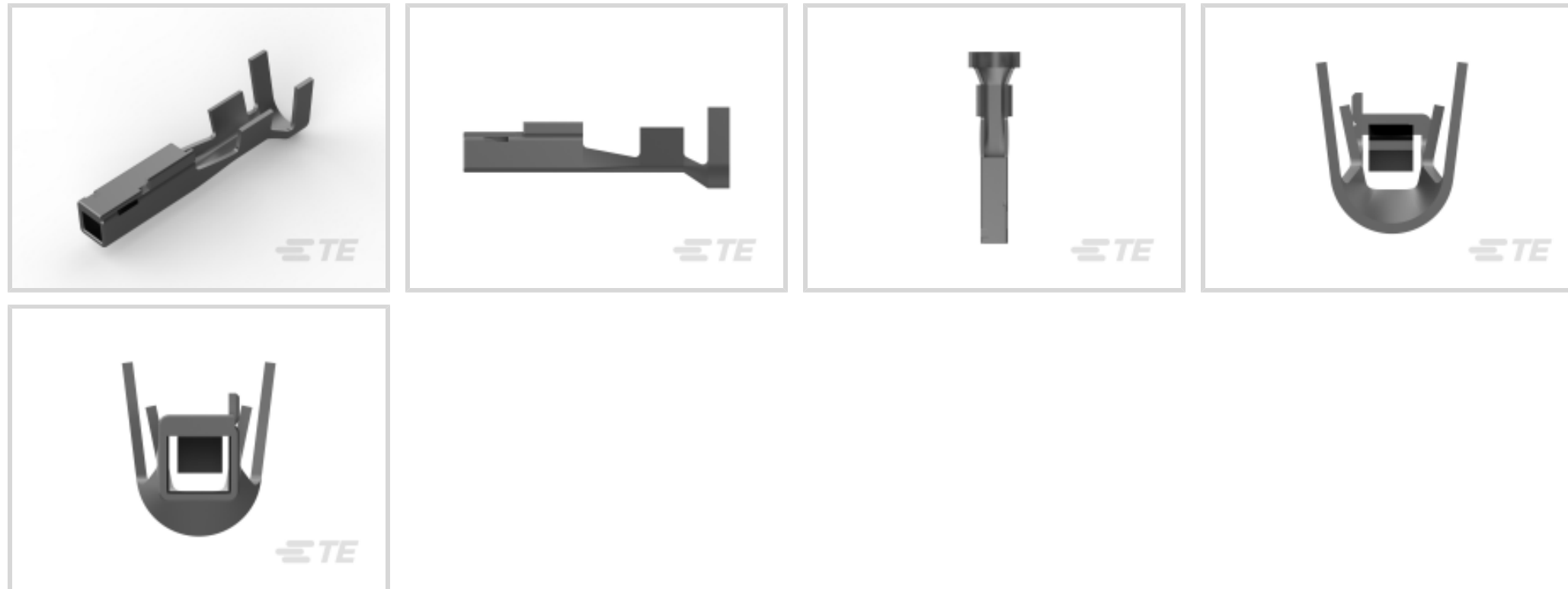
GRACE INERTIA 3.5

TE Internal #: 1565079-1

Power Contacts, Contact, 300 VAC, Tin, 22 – 18 AWG Wire Size, .33 – .82 mm² Wire Size, Wire & Cable, Crimp, Power, Receptacle, GRACE INERTIA 3.5

[View on TE.com >](#)

Connectors > Power Connectors > Power Contacts > GRACE INERTIA Receptacle



Power Contact Type: **Contact**

Operating Voltage: **300 VAC**

Contact Mating Area Plating Material: **Tin**

Wire Size: **.33 – .82 mm²**

[All GRACE INERTIA Receptacle \(5\)](#)

Features

Product Type Features

Compatible With Discrete Wire Type	Stranded
Power Contact Type	Contact
Connector & Contact Terminates To	Wire & Cable

Electrical Characteristics

Operating Voltage	300 VAC
-------------------	---------

Contact Features

Contact Mating Area Plating Material	Tin
Contact Current Rating (Max)	7 A
Contact Type	Receptacle
Contact Retention Within Housing	With
Mating Tab Width	1.2 mm[.047 in]
Mating Tab Thickness	.5 mm[.02 in]
Contact Base Material	Copper Alloy



Wire Contact Termination Area Plating Material	Pre-Tin
--	---------

Contact Orientation	Straight
---------------------	----------

Termination Features

Termination Method to Wire & Cable	Crimp
------------------------------------	-------

Mechanical Attachment

Contact Retention Type Within Housing	Locking Lance
---------------------------------------	---------------

Wire Insulation Support	Without
-------------------------	---------

Dimensions

Wire Size	.33 – .82 mm ²
-----------	---------------------------

Compatible Insulation Diameter Range	1.5 – 2.7 mm [.059 – .106 in]
--------------------------------------	-------------------------------

Usage Conditions

Operating Temperature Range	-30 – 105 °C [-22 – 221 °F]
-----------------------------	-----------------------------

Operation/Application

Circuit Application	Power
---------------------	-------

Packaging Features

Packaging Quantity	5000
--------------------	------

Packaging Method	Reel
------------------	------

Other

Power Connectors Comment	Use with Grace Inertia Connector 3.5
--------------------------	--------------------------------------

Product Compliance

[For compliance documentation, visit the product page on TE.com>](#)

EU RoHS Directive 2011/65/EU	Compliant
------------------------------	-----------

EU ELV Directive 2000/53/EC	Compliant
-----------------------------	-----------

China RoHS 2 Directive MIIT Order No 32, 2016	No Restricted Materials Above Threshold
---	---

EU REACH Regulation (EC) No. 1907/2006	Current ECHA Candidate List: JUNE 2023 (235) Candidate List Declared Against: JUNE 2023 (235) Does not contain REACH SVHC
--	---

Halogen Content	Low Halogen - Br, Cl, F, I < 900 ppm per homogenous material. Also BFR/CFR/PVC Free
-----------------	---

Solder Process Capability	Not applicable for solder process capability
---------------------------	--

Product Compliance Disclaimer

This information is provided based on reasonable inquiry of our suppliers and represents our current actual knowledge based on the information they provided. This information is subject to change. The part numbers that TE has identified as EU RoHS compliant have a maximum concentration of 0.1% by weight in homogenous materials for lead, hexavalent chromium, mercury, PBB, PBDE, DBP, BBP, DEHP, DIBP, and 0.01% for cadmium, or qualify for an exemption to these limits as defined in the Annexes of Directive 2011/65/EU (RoHS2). Finished electrical and electronic equipment products will be CE marked as required by Directive 2011/65/EU. Components may not be CE marked. Additionally, the part numbers that TE has identified as EU ELV compliant have a maximum concentration of 0.1% by weight in homogenous materials for lead, hexavalent chromium, and mercury, and 0.01% for cadmium, or qualify for an exemption to these limits as defined in the Annexes of Directive 2000/53/EC (ELV). Regarding the REACH Regulation, the information TE provides on SVHC in articles for this part number is based on the latest European Chemicals Agency (ECHA) 'Guidance on requirements for substances in articles' posted at this URL: <https://echa.europa.eu/guidance-documents/guidance-on-reach>

Compatible Parts



TE Part # CAT-G7534-P729
STD Temp GRACE INERTIA Plug



TE Part # CAT-G7534-T111
GRACE INERTIA Tab



TE Part # 2305570-1
Strip Terminal Cutter-Side Feed-No Crimp



TE Part # 1612334-1
GRACE INERTIA 3.5 REC CONTACT (M)



TE Part # 2151077-1
OCEAN_2.0_Applicator-S-070F110F



TE Part # 2151077-2
OCEAN_2.0_Applicator-S-070F110F



TE Part # 7-2151077-1
OCEAN_2.0_Applicator-S-070F110F



TE Part # 7-2151077-2
OCEAN_2.0_Applicator-S-070F110F



KIT
REPRESENTATION ONLY

TE Part # 7-2151077-7
OCEAN_2.0_SPARE_PART_KIT-070F110F



TE Part # 2-2357089-3
GRACE INERTIA 3.5W PLUG 8P BLU



TE Part # 3-2357089-4
GRACE INERTIA 3.5W PLUG 8P YEL



TE Part # 1-2357089-2
GRACE INERTIA 3.5W PLUG 8P RED




TE Part # 1-2357092-2
GRACE INERTIA 3.5W PLUG 10P RED



TE Part # 2-2357095-3
GRACE INERTIA 3.5W PLUG 12P BLU




TE Part # 2-2357092-3
GRACE INERTIA 3.5W PLUG 10P BLU



TE Part # 2-2151077-1
OCEAN_2.0_Applicator-S-070F110F




TE Part # 2-2151077-2
OCEAN_2.0_Applicator-S-070F110F



TE Part # 2357089-1
GRACE INERTIA 3.5W PLUG 8P NAT




TE Part # 2357092-1
GRACE INERTIA 3.5W PLUG 10P NAT



TE Part # 1-2357095-2
GRACE INERTIA 3.5W PLUG 12P RED


Also in the Series | GRACE INERTIA 3.5



Insertion & Extraction Tools(1)



PCB Latches, Locks & Retainers(4)



Power Contacts(4)



Rectangular Power Connectors(63)

Customers Also Bought



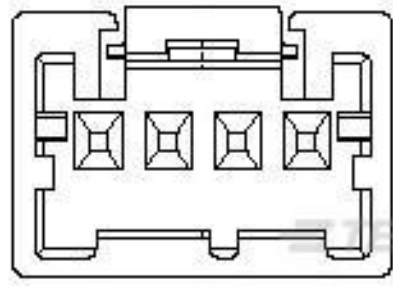
TE Part #316770-1
AMP POWER DBL LOCK 1P PLATE



TE Part #1565083-1
GRACE INERTIA CONNECTOR 3.5 4P



TE Part #1-1565086-2
GRACE INERTIA CONNECTOR 3.5 3P



TE Part #1903390-1
GIC 2.5 W PLUG HSG 4P NATURAL



TE Part #2-1827393-3
GIC 3.3 HDR ASSY 8P



TE Part #4-1123823-1
EP 1P PLUG RED



TE Part #1-172127-1
FF 250 REC HSG 1P NYLON NAT



Documents

Product Drawings

GRACE INERTIA 3.5 REC CONTACT(L)

English

CAD Files

3D PDF

3D

Customer View Model

[ENG_CVM_CVM_1565079-1_B.2d_dxf.zip](#)

English

Customer View Model

[ENG_CVM_CVM_1565079-1_B.3d_igs.zip](#)

English

Customer View Model

[ENG_CVM_CVM_1565079-1_B.3d_stp.zip](#)

English

3D PDF

English

Customer View Model

[ENG_CVM_1565079-1_O.2d_dxf.zip](#)

English

Customer View Model

[ENG_CVM_1565079-1_O.3d_igs.zip](#)

English

Customer View Model

[ENG_CVM_1565079-1_O.3d_stp.zip](#)

English

By downloading the CAD file I accept and agree to the [Terms and Conditions](#) of use.

Datasheets & Catalog Pages

SOFT_SHELL_PIN_AND_SOCKET_CONNECTORS_CATALOG

English

1-1773883-5 GRACE INERTIA connector quick reference guide

English

Product Specifications

Engineering Report

English

Product Environmental Compliance

[MD_1565079-1_09062018655_dmtec](#)

English

[MD_1565079-1_09062018655_dmtec](#)

English



Instruction Sheets

Extraction Tool for GIC 3.5 Conn.

Japanese

Instruction Sheet (non U.S.)

Japanese