

# T9GV5L24-5 ✓ ACTIVE

Potter & Brumfield | Potter & Brumfield T9G

TE Internal #: 1558670-1

Power Relays, Standard, Monostable, DC, 900 mW Coil Power Rating DC, 28  $\Omega$  Coil Resistance, UL Coil Insulation Class F, Potter & Brumfield T9G

[View on TE.com >](#)



Relays, Contactors & Switches > Relays > Power Relays > PCB Power Relay: 30 amp, Monostable DC



Power Relay Type: **Standard**

Coil Magnetic System: **Monostable, DC**

Coil Power Rating DC: **900 mW**

Coil Resistance: **28  $\Omega$**

Coil Special Features: **UL Coil Insulation Class F**

[All PCB Power Relay: 30 amp, Monostable DC \(108\)](#)

## Features

### Product Type Features

Power Relay Type	Standard
------------------	----------

### Electrical Characteristics

Coil Power Rating Class	800 – 1000 mW
Insulation Initial Dielectric Between Open Contacts	1500 Vrms
Insulation Initial Dielectric Between Contacts & Coil	4000 Vrms
Coil Magnetic System	Monostable, DC
Coil Power Rating DC	900 mW
Coil Resistance	28 $\Omega$
Coil Special Features	UL Coil Insulation Class F
Coil Voltage Rating	5 VDC
Contact Switching Load (Min)	100mA @ 12V
Contact Switching Voltage (Max)	480 VAC
Contact Voltage Rating	250 VAC

### Body Features

Product Weight	23 g[.812 oz]
----------------	---------------

### Contact Features

Contact Arrangement	1 Form C (CO)
Contact Current Class	10 – 20 A, 20 – 30 A
Contact Current Rating (Max)	20 A
Contact Material	AgSnO
Contact Number of Poles	1
Relay Terminal Type	PCB-THT, Quick Connect

### Termination Features

Relay Termination Type	.25 x .032 Quick Connect Terminals, Printed Circuit Terminals
------------------------	---

### Mechanical Attachment

Relay Mounting Type	Printed Circuit Board
---------------------	-----------------------

### Dimensions

Length Class (Mechanical)	30 – 35 mm
Height Class (Mechanical)	25 – 30 mm
Dimensions (L x W x H) (Approximate)	32 x 25 x 27 mm[1.260 x .984 x 1.063 in]
Width Class (Mechanical)	20 – 25 mm
Product Width	25 mm[.984 in]
Product Length	32 mm
Product Height	27 mm

### Usage Conditions

Environmental Ambient Temperature (Max)	105 °C, 85 °C[176 °F][221 °F]
Operating Temperature Range	-40 – 105 °C

### Packaging Features

Packaging Method	Carton & Tube
------------------	---------------

### Product Compliance

[For compliance documentation, visit the product page on TE.com>](#)

EU RoHS Directive 2011/65/EU	Compliant
EU ELV Directive 2000/53/EC	Compliant



China RoHS 2 Directive MIIT Order No 32, 2016	No Restricted Materials Above Threshold
EU REACH Regulation (EC) No. 1907/2006	Current ECHA Candidate List: JUNE 2023 (235) Candidate List Declared Against: JUNE 2023 (235) Does not contain REACH SVHC
Halogen Content	Not Low Halogen - contains Br or Cl > 900 ppm.
Solder Process Capability	Wave solder capable to 260°C

Product Compliance Disclaimer

This information is provided based on reasonable inquiry of our suppliers and represents our current actual knowledge based on the information they provided. This information is subject to change. The part numbers that TE has identified as EU RoHS compliant have a maximum concentration of 0.1% by weight in homogenous materials for lead, hexavalent chromium, mercury, PBB, PBDE, DBP, BBP, DEHP, DIBP, and 0.01% for cadmium, or qualify for an exemption to these limits as defined in the Annexes of Directive 2011/65/EU (RoHS2). Finished electrical and electronic equipment products will be CE marked as required by Directive 2011/65/EU. Components may not be CE marked. Additionally, the part numbers that TE has identified as EU ELV compliant have a maximum concentration of 0.1% by weight in homogenous materials for lead, hexavalent chromium, and mercury, and 0.01% for cadmium, or qualify for an exemption to these limits as defined in the Annexes of Directive 2000/53/EC (ELV). Regarding the REACH Regulation, the information TE provides on SVHC in articles for this part number is based on the latest European Chemicals Agency (ECHA) 'Guidance on requirements for substances in articles' posted at this URL: <https://echa.europa.eu/guidance-documents/guidance-on-reach>

### Compatible Parts



TE Part # 1969657-1  
250 FASTON HSG.,FLAG,REC.,1 POS, BLACK



TE Part # 2238171-3  
250 FASTON,FLAG,REC.,22-12 AWG, TPBR



TE Part # 1969656-1  
250 FASTON HSG.,FLAG,REC.,1 POS, NATRUAL



TE Part # 1969900-1  
250 FASTON HSG.,FLAG,REC.,2 POS, NATRUAL



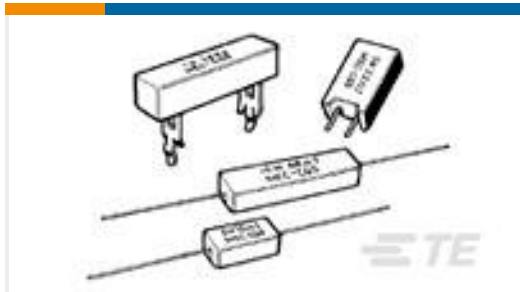
TE Part # 2238270-1  
HSG, RECEP, 250 FASTON FLAG, 3P, T9G

### Also in the Series | Potter & Brumfield T9G



Power Relays(108)

## Customers Also Bought



TE Part #1623783-7  
SQM7 22K 5% (METAL FILM)



TE Part #1624097-1  
3615A-10-3525-10 10UH




TE Part #3-1437664-0  
NC6-P108-02=NC6 ASSEMBLY



TE Part #1-1355350-1  
MQS ABDECKKAPPE 18P




TE Part #2176163-1  
UPF50 0.1% 5PPM 100K



TE Part #5053052016  
RNF-100-3/16-2-STK



TE Part #5053112041  
RNF100-6 Heat shrink Tubing



TE Part #962108-2  
2X9P MQS BU-GEH



TE Part #6-1879207-8  
RN 0603 499K 0.1% 10PPM 5K RL

## Documents

### CAD Files

[3D PDF](#)

[3D](#)

### Customer View Model

[ENG\\_CVM\\_CVM\\_1558670-1\\_B.2d\\_dxf.zip](#)

English

### Customer View Model

[ENG\\_CVM\\_CVM\\_1558670-1\\_B.3d\\_igs.zip](#)



English

### Customer View Model

[ENG\\_CVM\\_CVM\\_1558670-1\\_B.3d\\_stp.zip](#)

English

By downloading the CAD file I accept and agree to the [Terms and Conditions](#) of use.

---

### Datasheets & Catalog Pages

#### Lighting Relays Guide

English

#### T9G Data Sheet

English

#### PB 30A PCB Relay T9G Series

English

#### T9G Branded Card

English

---

### Product Specifications

#### Definitions General Purpose Relays

English

---

### Agency Approvals

#### VDE Certificate

English