

T9GS5L14-5 ✓ ACTIVE

Potter & Brumfield | Potter & Brumfield T9G


TE Internal #: 1558665-1

Power Relays, Standard, Monostable, DC, 900 mW Coil Power Rating DC, 28 Ω Coil Resistance, UL Coil Insulation Class F, Potter & Brumfield T9G

[View on TE.com >](#)



Relays, Contactors & Switches > Relays > Power Relays > PCB Power Relay: 30 amp, Monostable DC



Power Relay Type: **Standard**

Coil Magnetic System: **Monostable, DC**

Coil Power Rating DC: **900 mW**

Coil Resistance: **28 Ω**

Coil Special Features: **UL Coil Insulation Class F**

[All PCB Power Relay: 30 amp, Monostable DC \(108\)](#)

Features

Product Type Features

Power Relay Type	Standard
------------------	----------

Electrical Characteristics

Coil Power Rating Class	800 – 1000 mW
Insulation Initial Dielectric Between Open Contacts	1500 Vrms
Insulation Initial Dielectric Between Contacts & Coil	4000 Vrms
Coil Magnetic System	Monostable, DC
Coil Power Rating DC	900 mW
Coil Resistance	28 Ω
Coil Special Features	UL Coil Insulation Class F
Coil Voltage Rating	5 VDC
Contact Switching Load (Min)	100mA @ 12V
Contact Switching Voltage (Max)	480 VAC
Contact Voltage Rating	250 VAC

Body Features

Product Weight	18 g [.635 oz]
----------------	----------------

Contact Features

Contact Arrangement	1 Form C (CO)
Contact Current Class	10 – 20 A, 20 – 30 A
Contact Current Rating (Max)	20 A
Contact Material	AgSnO
Contact Number of Poles	1
Relay Terminal Type	PCB-THT

Termination Features

Relay Termination Type	Printed Circuit Terminals
------------------------	---------------------------

Mechanical Attachment

Relay Mounting Type	Printed Circuit Board
---------------------	-----------------------

Dimensions

Length Class (Mechanical)	25 – 30 mm
Height Class (Mechanical)	15 – 16 mm
Dimensions (L x W x H) (Approximate)	29 x 21.5 x 15.7 mm [1.142 x .846 x .618 in]
Width Class (Mechanical)	20 – 25 mm
Product Width	21.5 mm [.846 in]
Product Length	29 mm
Product Height	15.7 mm [.618 in]

Usage Conditions

Environmental Ambient Temperature (Max)	105 °C, 85 °C [176 °F] [221 °F]
Operating Temperature Range	-40 – 105 °C

Packaging Features

Packaging Method	Carton & Tube
------------------	---------------

Product Compliance

For compliance documentation, visit the product page on [TE.com](https://www.te.com)>

EU RoHS Directive 2011/65/EU	Compliant
EU ELV Directive 2000/53/EC	Compliant



China RoHS 2 Directive MIIT Order No 32, 2016	No Restricted Materials Above Threshold
EU REACH Regulation (EC) No. 1907/2006	Current ECHA Candidate List: JUNE 2023 (235) Candidate List Declared Against: JUNE 2023 (235) Does not contain REACH SVHC
Halogen Content	Not Low Halogen - contains Br or Cl > 900 ppm.
Solder Process Capability	Wave solder capable to 260°C


Product Compliance Disclaimer

This information is provided based on reasonable inquiry of our suppliers and represents our current actual knowledge based on the information they provided. This information is subject to change. The part numbers that TE has identified as EU RoHS compliant have a maximum concentration of 0.1% by weight in homogenous materials for lead, hexavalent chromium, mercury, PBB, PBDE, DBP, BBP, DEHP, DIBP, and 0.01% for cadmium, or qualify for an exemption to these limits as defined in the Annexes of Directive 2011/65/EU (RoHS2). Finished electrical and electronic equipment products will be CE marked as required by Directive 2011/65/EU. Components may not be CE marked. Additionally, the part numbers that TE has identified as EU ELV compliant have a maximum concentration of 0.1% by weight in homogenous materials for lead, hexavalent chromium, and mercury, and 0.01% for cadmium, or qualify for an exemption to these limits as defined in the Annexes of Directive 2000/53/EC (ELV). Regarding the REACH Regulation, the information TE provides on SVHC in articles for this part number is based on the latest European Chemicals Agency (ECHA) 'Guidance on requirements for substances in articles' posted at this URL: <https://echa.europa.eu/guidance-documents/guidance-on-reach>

Compatible Parts

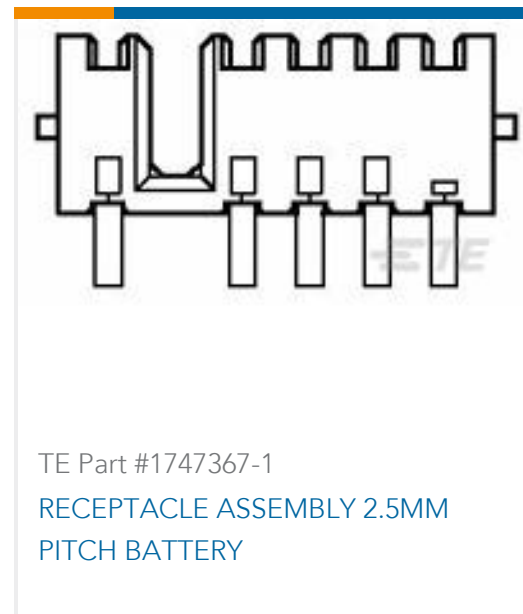

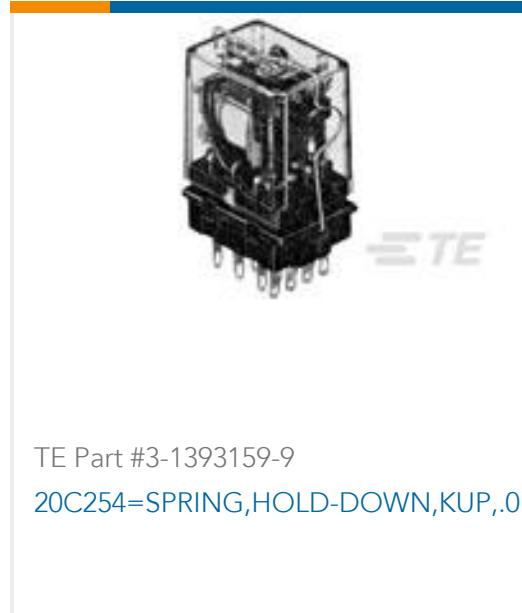



 <p>TE Part # 1558660-1 T9GV5L14-5</p>	 <p>TE Part # 1-1558665-1 T9GS5L14-5WG</p>	 <p>TE Part # 1-1558660-1 T9GV5L14-5WG</p>
---	---	---

Also in the Series | Potter & Brumfield T9G



Power Relays(108)

Customers Also Bought



Documents

CAD Files

3D PDF

3D

Customer View Model

[ENG_CVM_CVM_1558665-1_B.2d_dxf.zip](#)

English

Customer View Model

[ENG_CVM_CVM_1558665-1_B.3d_igs.zip](#)

English

Customer View Model

[ENG_CVM_CVM_1558665-1_B.3d_stp.zip](#)

English

By downloading the CAD file I accept and agree to the [Terms and Conditions](#) of use.

Datasheets & Catalog Pages

T9G Data Sheet

English

PB 30A PCB Relay T9G Series

English



T9G Branded Card

English

Product Specifications

Definitions General Purpose Relays

English

Agency Approvals

VDE Certificate

English