

1546215-7 ✓ ACTIVE

Buchanan

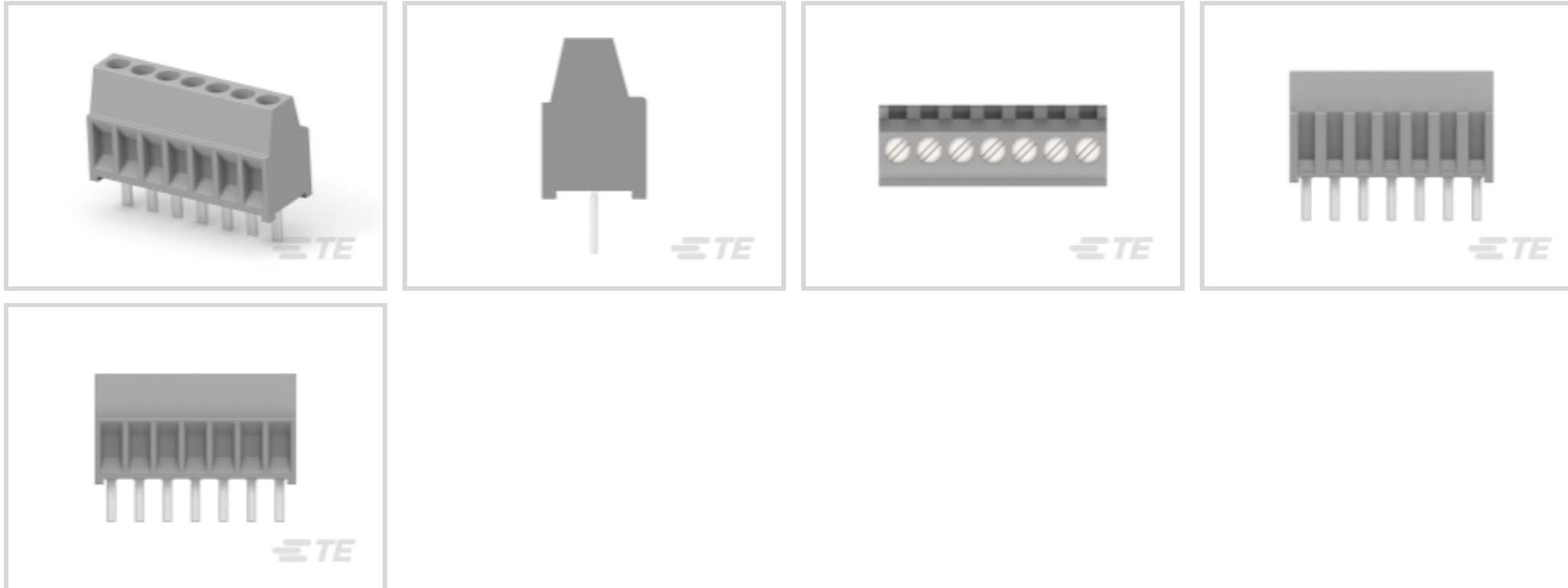
TE Internal #: 1546215-7

PCB Terminal Blocks, Header, Wire-to-Board, 7 Position, .1 in [2.54 mm] Centerline, 1 Row, 90° Wire Entry Angle, 30 – 16 AWG Wire Size

[View on TE.com >](#)



Connectors > Terminal Blocks & Strips > PCB Terminal Blocks



Terminal Block Connector Type: **Header**

Connector System: **Wire-to-Board**

Number of Positions: **7**

Centerline (Pitch): **2.54 mm [.1 in]**

Number of Rows: **1**

Features

Product Type Features

Wire Protection	With
Header Type	Fully Shrouded
Terminal Block Connector Type	Header
Connector System	Wire-to-Board
Connector & Contact Terminates To	Printed Circuit Board

Configuration Features

Stacked Levels	Without
Wire Entry Location	Side
Stacking Configuration	Side Stackable
Number of Positions	7
Number of Rows	1
Wire Entry Angle	90°

Electrical Characteristics

Operating Voltage	150 VAC
-------------------	---------



Body Features

Primary Product Color	Gray
Product Orientation	Vertical

Contact Features

Contact Mating Area Plating Material	Tin
Contact Base Material	Brass
Contact Current Rating (Max)	10 A

Termination Features

Termination Post & Tail Length	3.4 mm[.134 in]
Termination Method to Printed Circuit Board	Through Hole - Solder

Mechanical Attachment

Screw Plating Material	Nickel
Screw Material	Brass
Thread Size	M1.6
Connector Mounting Type	Board Mount

Housing Features

Housing Material	PA 66
Centerline (Pitch)	2.54 mm[.1 in]

Dimensions

Wire Size	.05 – 1.4 mm ²
-----------	---------------------------

Usage Conditions

Operating Temperature Range	-40 – 105 °C[-40 – 221 °F]
-----------------------------	----------------------------

Operation/Application

Circuit Application	Power & Signal
---------------------	----------------

Packaging Features

Packaging Quantity	100
Packaging Method	Box

Product Compliance

For compliance documentation, visit the product page on [TE.com](#)>

EU RoHS Directive 2011/65/EU	Compliant with Exemptions
------------------------------	---------------------------

EU ELV Directive 2000/53/EC

Compliant with Exemptions

China RoHS 2 Directive MIIT Order No 32, 2016

Restricted Materials Above Threshold

EU REACH Regulation (EC) No. 1907/2006

Current ECHA Candidate List: JUNE 2023 (235)

Candidate List Declared Against: JUNE 2022 (224)

SVHC > Threshold:

Pb (2% in Component)

Article Safe Usage Statements:

Do not eat, drink or smoke when using this product. Wash thoroughly after handling. Recycle if possible and dispose of the article by following all applicable governmental regulations relevant to your geographic location.

Halogen Content


Low Halogen - Br, Cl, F, I < 900 ppm per homogenous material. Also BFR/CFR/PVC Free

Solder Process Capability

Wave solder capable to 265°C

Product Compliance Disclaimer

This information is provided based on reasonable inquiry of our suppliers and represents our current actual knowledge based on the information they provided. This information is subject to change. The part numbers that TE has identified as EU RoHS compliant have a maximum concentration of 0.1% by weight in homogenous materials for lead, hexavalent chromium, mercury, PBB, PBDE, DBP, BBP, DEHP, DIBP, and 0.01% for cadmium, or qualify for an exemption to these limits as defined in the Annexes of Directive 2011/65/EU (RoHS2). Finished electrical and electronic equipment products will be CE marked as required by Directive 2011/65/EU. Components may not be CE marked. Additionally, the part numbers that TE has identified as EU ELV compliant have a maximum concentration of 0.1% by weight in homogenous materials for lead, hexavalent chromium, and mercury, and 0.01% for cadmium, or qualify for an exemption to these limits as defined in the Annexes of Directive 2000/53/EC (ELV). Regarding the REACH Regulation, the information TE provides on SVHC in articles for this part number is based on the latest European Chemicals Agency (ECHA) 'Guidance on requirements for substances in articles' posted at this URL: <https://echa.europa.eu/guidance-documents/guidance-on-reach>


Compatible Parts**Customers Also Bought**



TE Part #5-103669-1
02 MTE HDR SRST LATCH W/HLDWN




TE Part #5558872-1
MJ,TE,4P,W/O PNL STOPS



TE Part #2842124-4
4P,2MM,BRK HDR,SRRT,2.8,0.76AU,
BOX



TE Part #1-2176326-8
CRGP 0603 270R 1%



TE Part #1-2176331-1
CRGP 2512 68R 1%



TE Part #1-6609032-0
5VR3=F7203 S0



TE Part #T4171320008-001
M12,FRONT MOUNT,FEMALE, A, 8P,
0.2M WIRE



TE Part #2841150-1
QUIK-COMBO connector assembly



TE Part #1413009-9
V23086C2001A403

Documents

CAD Files

3D PDF

3D

Customer View Model

[ENG_CVM_CVM_1546215-7_A.2d_dxf.zip](#)

English

Customer View Model

[ENG_CVM_CVM_1546215-7_A.3d_igs.zip](#)

English

Customer View Model

[ENG_CVM_CVM_1546215-7_A.3d_stp.zip](#)

English

3D PDF

English

Customer View Model

[ENG_CVM_1546215-7_A.2d_dxf.zip](#)

English

Customer View Model



[ENG_CVM_1546215-7_A.3d_igs.zip](#)

English

Customer View Model

[ENG_CVM_1546215-7_A.3d_stp.zip](#)

English

By downloading the CAD file I accept and agree to the [Terms and Conditions](#) of use.

Datasheets & Catalog Pages

[BUCHANAN TERMINAL BLOCKS CATALOG - EUROSTYLE TERMINAL BLOCKS](#)

English

[1-1773458-1_EURO_STYLE_TERMINAL_BLOCKS_QRG](#)

English

Product Specifications

[Application Specification](#)

English

Agency Approvals

[UL](#)

English