



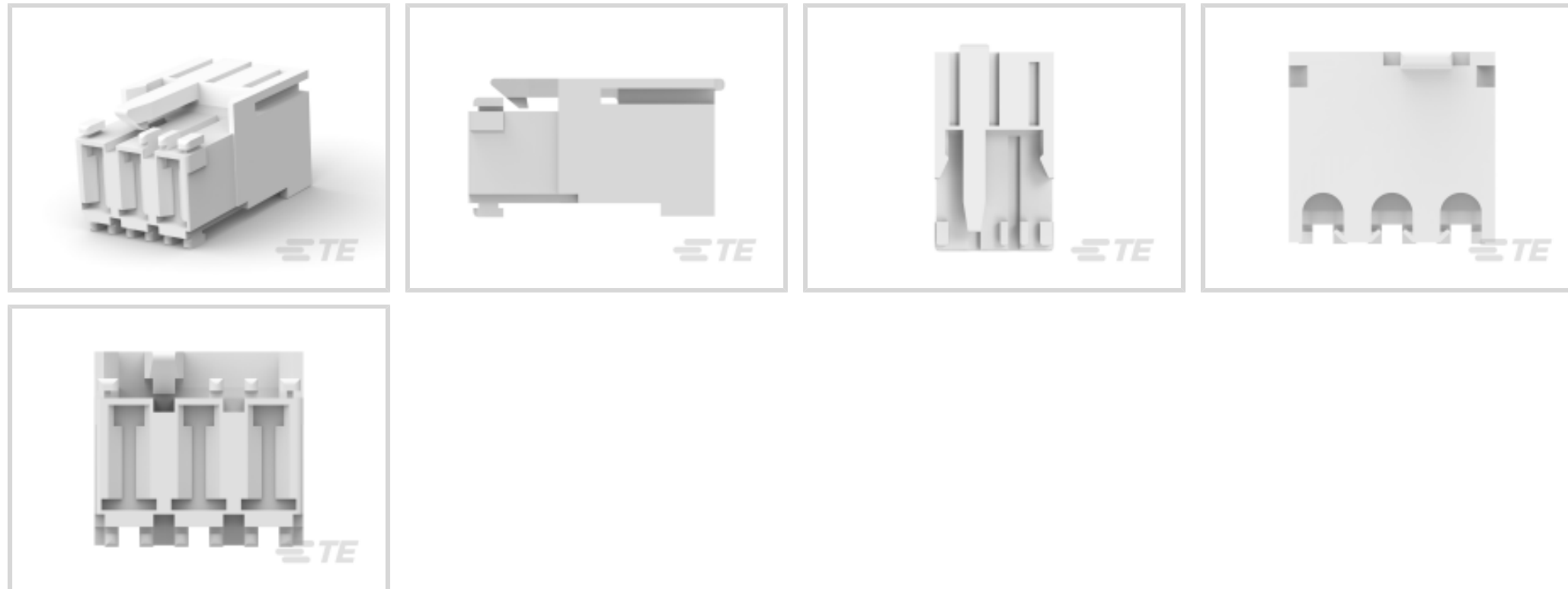
RAST | RAST 5 IDC Connectors

TE Internal #: 1534073-3

Standard Rectangular Connectors, Connector Assembly, Receptacle, Mating Alignment, Keyed Mating Alignment Type, RAST 5 IDC Connectors

[View on TE.com >](#)

Connectors > Rectangular Connectors > Standard Rectangular Connectors



Connector Product Type: **Connector Assembly**

Connector & Housing Type: **Receptacle**

Mating Alignment: **With**

Mating Alignment Type: **Keyed**

Mating Retention: **With**

Features

Product Type Features

Connector Product Type	Connector Assembly
Connector & Housing Type	Receptacle
Connector System	Wire-to-Board
Sealable	No
Connector & Contact Terminates To	Wire & Cable

Configuration Features

Contacts Preloaded	Yes
Number of Columns	3
Number of Loaded Positions	3
Number of Positions	3
Number of Rows	1

Electrical Characteristics

Operating Voltage	250 VAC
-------------------	---------

Contact Features



Contact Layout	Inline
Wire Contact Termination Area Plating Material	Silver
Contact Mating Area Plating Material	Silver
Contact Retention Within Housing	Without
Contact Current Rating (Max)	16 A

Termination Features

Termination Method to Wire & Cable	Insulation Displacement (IDC)
------------------------------------	-------------------------------

Mechanical Attachment

Mating Alignment	With
Mating Alignment Type	Keyed
Mating Retention	With
Mating Retention Type	Locking Latch
Connector Mounting Type	Cable Mount (Free-Hanging)

Housing Features

Housing Material	PA 6.6
Housing Color	Natural
Centerline (Pitch)	5 mm [.196 in]

Usage Conditions

Operating Temperature Range	-40 – 110 °C [-40 – 230 °F]
-----------------------------	-----------------------------

Operation/Application

Shielded	No
Circuit Application	Power

Industry Standards

Agency/Standard	UL
UL Flammability Rating	UL 94V-2

Product Compliance

[For compliance documentation, visit the product page on TE.com>](#)

EU RoHS Directive 2011/65/EU	Compliant
EU ELV Directive 2000/53/EC	Compliant
China RoHS 2 Directive MIIT Order No 32, 2016	No Restricted Materials Above Threshold
EU REACH Regulation (EC) No. 1907/2006	



Current ECHA Candidate List: JUNE 2023 (235)
 Candidate List Declared Against: JUNE 2023 (235)
 Does not contain REACH SVHC

Halogen Content Not Low Halogen - contains Br or Cl > 900 ppm.

Solder Process Capability Not applicable for solder process capability

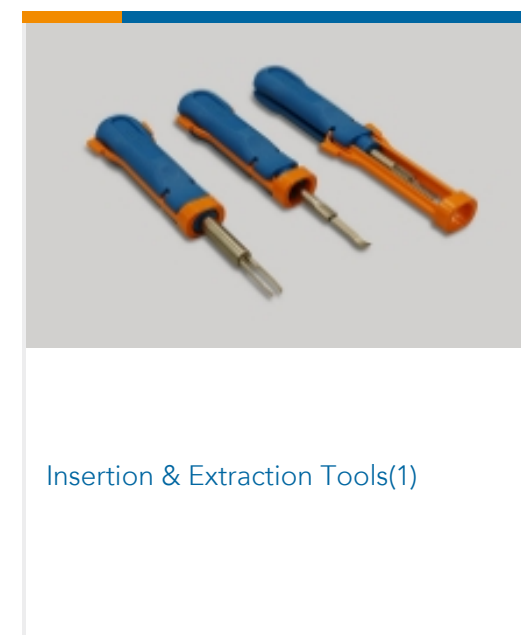
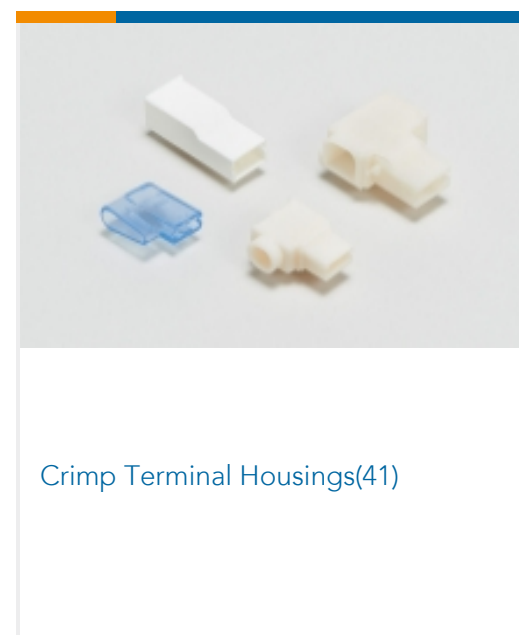
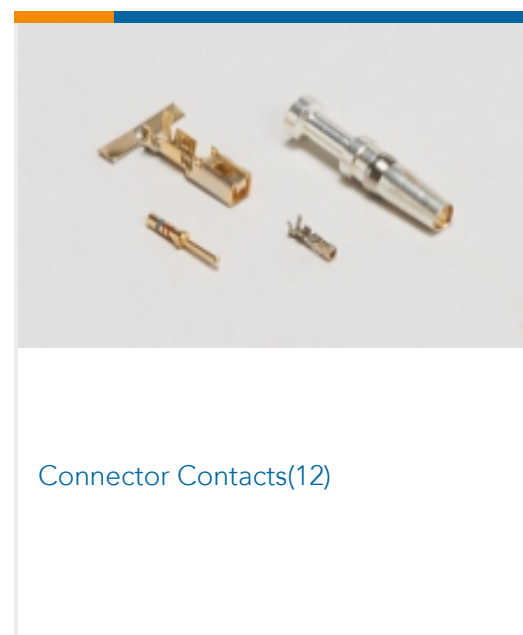
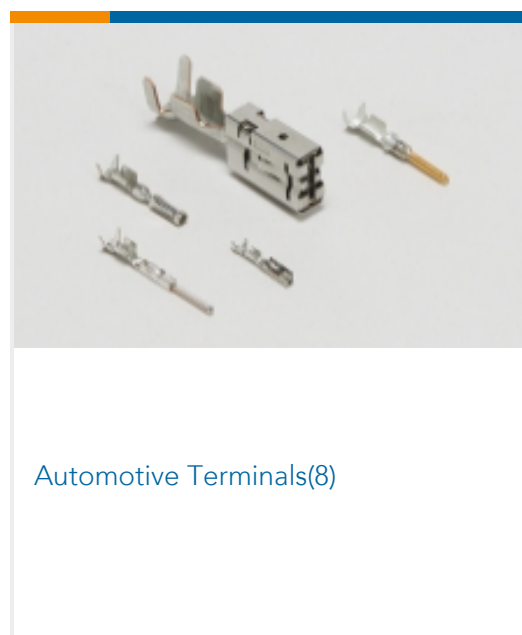
Product Compliance Disclaimer

This information is provided based on reasonable inquiry of our suppliers and represents our current actual knowledge based on the information they provided. This information is subject to change. The part numbers that TE has identified as EU RoHS compliant have a maximum concentration of 0.1% by weight in homogenous materials for lead, hexavalent chromium, mercury, PBB, PBDE, DBP, BBP, DEHP, DIBP, and 0.01% for cadmium, or qualify for an exemption to these limits as defined in the Annexes of Directive 2011/65/EU (RoHS2). Finished electrical and electronic equipment products will be CE marked as required by Directive 2011/65/EU. Components may not be CE marked. Additionally, the part numbers that TE has identified as EU ELV compliant have a maximum concentration of 0.1% by weight in homogenous materials for lead, hexavalent chromium, and mercury, and 0.01% for cadmium, or qualify for an exemption to these limits as defined in the Annexes of Directive 2000/53/EC (ELV). Regarding the REACH Regulation, the information TE provides on SVHC in articles for this part number is based on the latest European Chemicals Agency (ECHA) 'Guidance on requirements for substances in articles' posted at this URL: <https://echa.europa.eu/guidance-documents/guidance-on-reach>

Compatible Parts



Also in the Series | RAST 5 IDC Connectors






PCB Headers & Receptacles(417)



Rectangular Connector Housings(1)



Standard Edge Connectors(34)



Standard Rectangular Connectors(68)



Wire-to-Board Connector Assemblies & Housings(214)



Wire-to-Board Connector Contacts(2)

Customers Also Bought



TE Part #2-1123723-4
3.96 EP HDR ASSY 4P(YELLOW)




TE Part #1-456406-5
CRIMPER WIRE .090 F



TE Part #2-1740533-2
AMP DUOPLUG POW CONNECTOR



TE Part #3-1534796-4
AMP DUOPLUG MK2 CONNECTOR 4P S



TE Part #1-1877285-7
07P EP SHRD HDR ASMY, WHITE,NO PIN 6



TE Part #1534072-3
MULTIF.ASSY MK2 3POS,AR



TE Part #1862006-5
STD PW TIMER CONTACT



TE Part #2293382-2
AMP MONO-SHAPE TAB CONN 2P



TE Part #2293382-5
AMP MONO-SHAPE TAB CONN 5P.



TE Part #2298752-9
AMP MONO-SHAPE PCB CONN LONG 9 POS

Documents



Product Drawings

MULTIFIT MK2 ASSY3P

English

CAD Files

Customer View Model

[ENG_CVM_CVM_1534073-3_K.3d_igs.zip](#)

English

Customer View Model

[ENG_CVM_CVM_1534073-3_K.3d_stp.zip](#)

English

Customer View Model

[ENG_CVM_CVM_1534073-3_K.2d_dxf.zip](#)

English

3D PDF

3D

By downloading the CAD file I accept and agree to the [Terms and Conditions](#) of use.

Datasheets & Catalog Pages

1654742_HOUSEHOLD_APPLIANCES_RAST5

English

Product Specifications

Application Specification

English

Application Specification

English

Product Environmental Compliance

Product Compliance Document

English

Product Compliance Document

English

Agency Approvals

VDE Certificate

English

VDE Certificate

English