



Microdot

TE Internal #: 1532206-2

Microminiature & Nanominiature D Connectors, Receptacle, Cable-to-Board, 37 Position, .05 in [1.27 mm] Centerline, Wire & Cable, Signal

[View on TE.com >](#)

Connectors > D-Shaped Connectors > Microminiature & Nanominiature D Connectors



Connector & Housing Type: **Receptacle**

Connector System: **Cable-to-Board**

Number of Positions: **37**

Centerline (Pitch): **1.27 mm [.05 in]**

Connector & Contact Terminates To: **Wire & Cable**

Features

Product Type Features

Connector & Housing Type	Receptacle
Connector System	Cable-to-Board
Connector & Contact Terminates To	Wire & Cable

Configuration Features

Number of Positions	37
---------------------	----

Contact Features

Contact Current Rating (Max)	3 A
------------------------------	-----

Termination Features

Termination Method to Wire & Cable	Solder Cup
------------------------------------	------------

Housing Features

Centerline (Pitch)	1.27 mm[.05 in]
--------------------	-----------------

Usage Conditions

Operating Temperature Range	-55 – 125 °C[-67 – 257 °F]
-----------------------------	----------------------------

Operation/Application

Circuit Application	Signal
---------------------	--------

Product Compliance



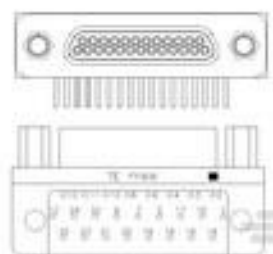
For compliance documentation, visit the product page on [TE.com](#)>

EU RoHS Directive 2011/65/EU	Not Compliant
EU ELV Directive 2000/53/EC	Not Compliant
China RoHS 2 Directive MIIT Order No 32, 2016	Restricted Materials Above Threshold
EU REACH Regulation (EC) No. 1907/2006	Current ECHA Candidate List: JUNE 2023 (235) Candidate List Declared Against: JUL 2021 (219) SVHC > Threshold: Cd (.2% in Component part) Article Safe Usage Statements: Use personal protective equipment as required. Do not eat, drink or smoke when using this product. Recycle if possible and dispose of the article by following all applicable governmental regulations relevant to your geographic location.
Halogen Content	BFR/CFR/PVC Free, but Br/Cl >900 ppm in other sources.
Solder Process Capability	Not lead free process capable

Product Compliance Disclaimer

This information is provided based on reasonable inquiry of our suppliers and represents our current actual knowledge based on the information they provided. This information is subject to change. The part numbers that TE has identified as EU RoHS compliant have a maximum concentration of 0.1% by weight in homogenous materials for lead, hexavalent chromium, mercury, PBB, PBDE, DBP, BBP, DEHP, DIBP, and 0.01% for cadmium, or qualify for an exemption to these limits as defined in the Annexes of Directive 2011/65/EU (RoHS2). Finished electrical and electronic equipment products will be CE marked as required by Directive 2011/65/EU. Components may not be CE marked. Additionally, the part numbers that TE has identified as EU ELV compliant have a maximum concentration of 0.1% by weight in homogenous materials for lead, hexavalent chromium, and mercury, and 0.01% for cadmium, or qualify for an exemption to these limits as defined in the Annexes of Directive 2000/53/EC (ELV). Regarding the REACH Regulation, the information TE provides on SVHC in articles for this part number is based on the latest European Chemicals Agency (ECHA) 'Guidance on requirements for substances in articles' posted at this URL: <https://echa.europa.eu/guidance-documents/guidance-on-reach>


Compatible Parts



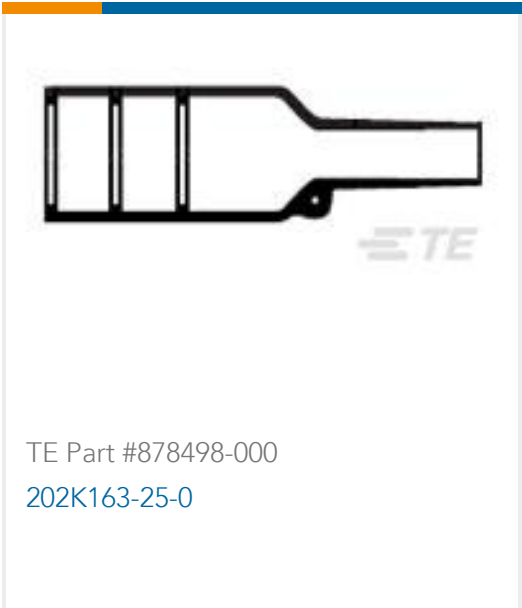
TE Part # 1-1532253-2
[M83513/10-D03NP](#) = [MCKS-N1-P-25PRT1B](#)

Customers Also Bought







TE Part #5352128-1
Z-PACK T-B MALE HEADER 154P



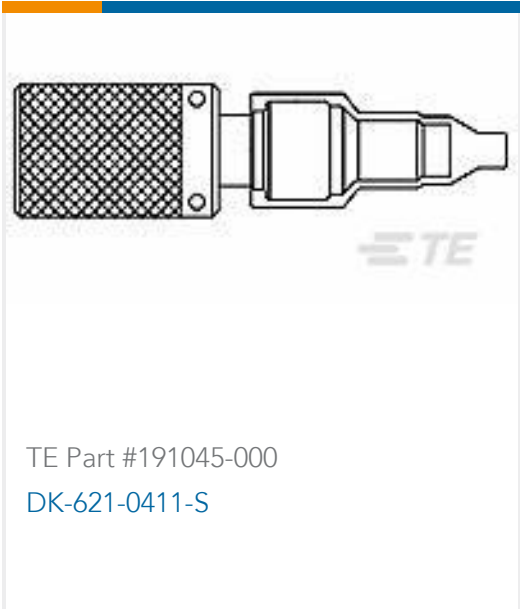
TE Part #878498-000
202K163-25-0




TE Part #1-1879074-4
Power Resistor: Aluminum Housed, 75 Watt




TE Part #5188578-1
Z-PACK/A M HDR.154P




TE Part #191045-000
DK-621-0411-S




TE Part #8-1879131-7
RN 0402 11K5 0.1% 10PPM 5K RL



TE Part #1532188-2
M83513/02-BC, MCKS-C2-B-15SS



TE Part #3-1625868-9
RP 2A 0.25W 13R3 0.1% 25PPM 1K RL



TE Part #109765-000
D-181-3224-90/9

Documents

Product Drawings
M83513/02-FC, MCKS-C2-B-37SS
English

CAD Files
Customer View Model
ENG_CVM_CVM_1532206-2_B.2d_dxf.zip
English
3D PDF
3D
Customer View Model
ENG_CVM_CVM_1532206-2_B.3d_igs.zip
English
Customer View Model
ENG_CVM_CVM_1532206-2_B.3d_stp.zip
English

By downloading the CAD file I accept and agree to the Terms and Conditions of use.

Datasheets & Catalog Pages



Products for Aerospace and Defense

English