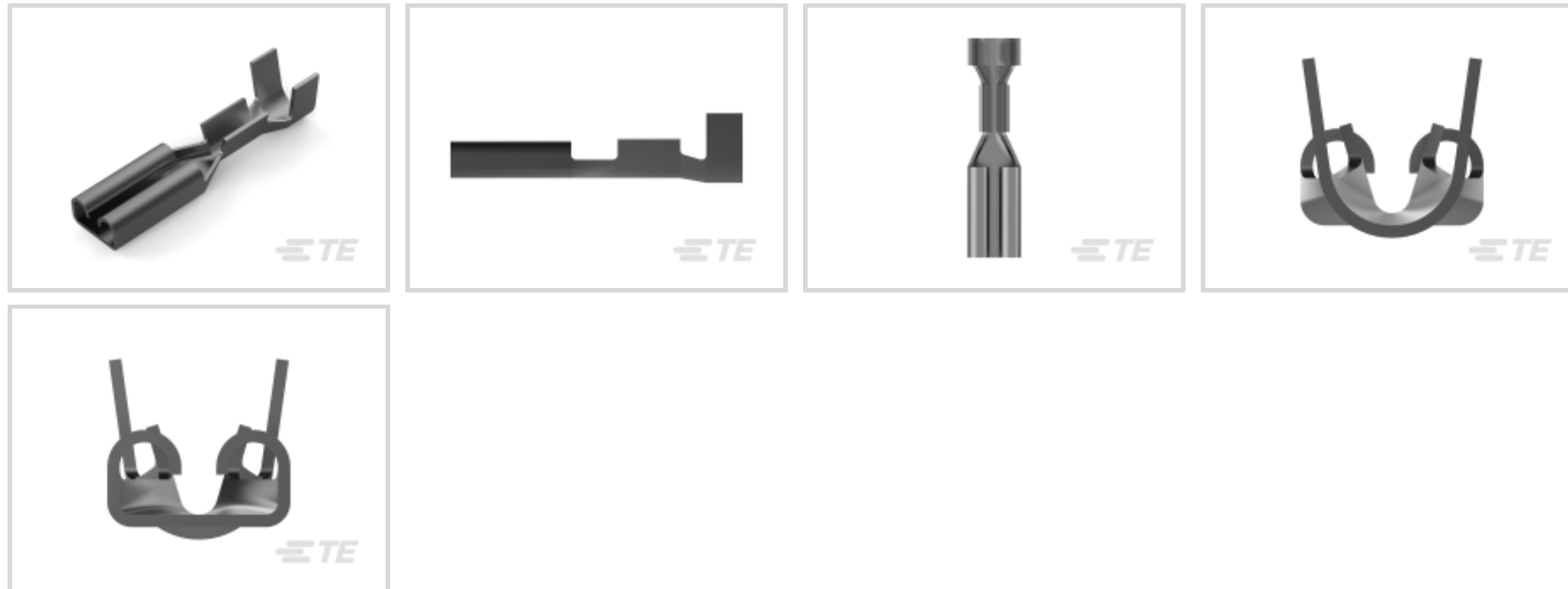




Terminals & Splices > Quick Disconnects



Quick Disconnect Terminal Type: **Receptacle**

Wire Size: .2 – .51 mm²

Mating Tab Width: 2.8 mm [.11 in]

Mating Tab Thickness: .81 mm [.032 in]

Features

Configuration Features

Connection Capacity	Single
Compatible With Wire & Cable Type	Discrete Wire

Contact Features

Quick Disconnect Terminal Type	Receptacle
Mating Tab Width	2.8 mm [.11 in]
Mating Tab Thickness	.81 mm [.032 in]
Terminal Orientation	Straight
Contact Base Material	Brass
Terminal Plating Material	Tin
Crimp Type	F-Crimp
Barrel Type	Open

Termination Features

Product Terminates To	Wire & Cable
-----------------------	--------------

Mechanical Attachment

--	--



Extraction Force	62 Newton
Wire Insulation Support	With
Mating Retention Type	Dimple

Dimensions

Product Length	15.29 mm [.602 in]
Compatible Insulation Diameter Range	2.01 – 3 mm [.079 – .118 in]
Wire Size	.2 – .51 mm ²

Usage Conditions

Insulation Option	Uninsulated
Operating Temperature Range	-40 – 110 °C [-40 – 230 °F]

Industry Standards

Agency/Standard	CSA, UL
-----------------	---------

Packaging Features

Packaging Quantity	10000
Packaging Method	Strip/Reel

Product Compliance

[For compliance documentation, visit the product page on TE.com>](#)

EU RoHS Directive 2011/65/EU	Compliant
EU ELV Directive 2000/53/EC	Compliant
China RoHS 2 Directive MIIT Order No 32, 2016	No Restricted Materials Above Threshold
EU REACH Regulation (EC) No. 1907/2006	Current ECHA Candidate List: JUNE 2023 (235) Candidate List Declared Against: JUNE 2023 (235) Does not contain REACH SVHC
Halogen Content	Low Halogen - Br, Cl, F, I < 900 ppm per homogenous material. Also BFR/CFR/PVC Free
Solder Process Capability	Not applicable for solder process capability

Product Compliance Disclaimer

This information is provided based on reasonable inquiry of our suppliers and represents our current actual knowledge based on the information they provided. This information is subject to change. The part numbers that TE has identified as EU RoHS compliant have a maximum concentration of 0.1% by weight in homogenous materials for lead, hexavalent chromium, mercury, PBB, PBDE, DBP, BBP, DEHP, DIBP, and 0.01% for cadmium, or qualify for an exemption to these limits as defined in the Annexes of Directive 2011/65/EU (RoHS2). Finished electrical and electronic equipment products will be CE marked as required by Directive 2011/65/EU. Components may not be CE marked. Additionally, the part

numbers that TE has identified as EU ELV compliant have a maximum concentration of 0.1% by weight in homogenous materials for lead, hexavalent chromium, and mercury, and 0.01% for cadmium, or qualify for an exemption to these limits as defined in the Annexes of Directive 2000/53/EC (ELV). Regarding the REACH Regulation, the information TE provides on SVHC in articles for this part number is based on the latest European Chemicals Agency (ECHA) 'Guidance on requirements for substances in articles' posted at this URL: <https://echa.europa.eu/guidance-documents/guidance-on-reach>

Compatible Parts



TE Part # 2-2150690-1
OCEAN_2.0_APPLICATOR-E-070F110F



TE Part # 2-2150690-2
OCEAN_2.0_APPLICATOR-E-070F110F



TE Part # 2150690-1
OCEAN_2.0_APPLICATOR-E-070F110F




TE Part # 2150690-2
OCEAN_2.0_APPLICATOR-E-070F110F




KIT
REPRESENTATION ONLY

TE Part # 7-2150690-7
OCEAN_2.0_SPARE_PART_KIT-070F110F

Also in the Series | FASTON 110




Crimp Terminal Housings(13)



Insertion & Extraction Tools(1)



PCB Terminals(21)



Quick Disconnects(171)

Customers Also Bought



TE Part #61314-6
CMNL SOK S/F 24-18 .0125AUPHBZ



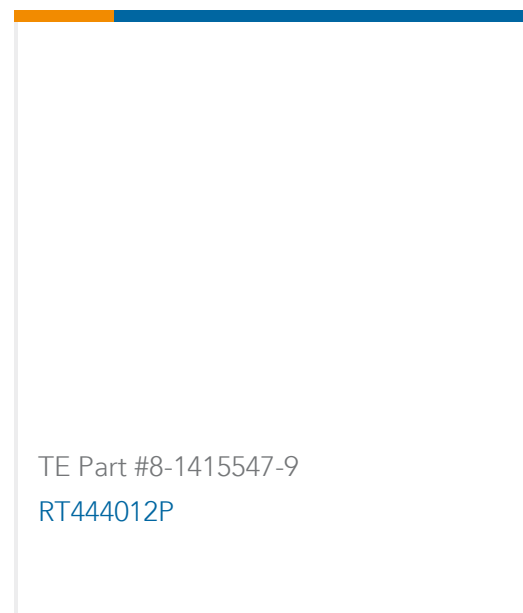
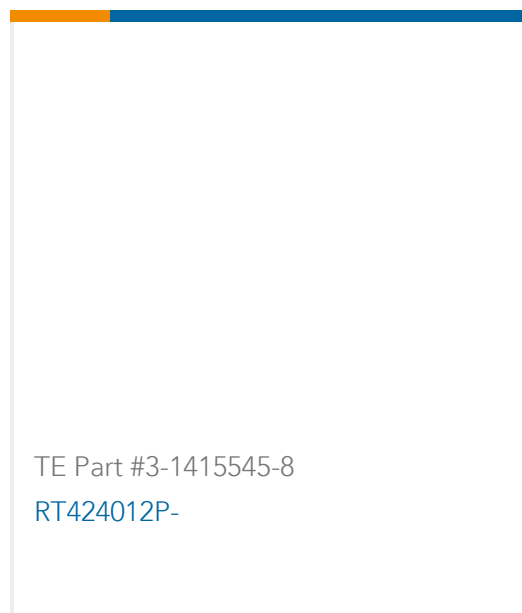
TE Part #174197-1
FASTON .250 SERIES (6.3 MM) HOUSING



TE Part #NB13114001
RNF-100-1-CL-FSP



TE Part #1801175-7
2W RECEPTACLE HP CONNECTOR WHITE



Documents

Product Drawings

110 MINI FASTON, REC., 24-20 AWG, TPBR

English

CAD Files

3D PDF

3D

Customer View Model

[ENG_CVM_CVM_150545-2_V.2d_dxf.zip](#)

English

Customer View Model

[ENG_CVM_CVM_150545-2_V.3d_igs.zip](#)

English

Customer View Model

[ENG_CVM_CVM_150545-2_V.3d_stp.zip](#)

English

By downloading the CAD file I accept and agree to the [Terms and Conditions](#) of use.

Product Specifications

EB**General Application Specification for Open Barrel Terminals

English

Application Specification

English

Product Environmental Compliance

Product Compliance

English



Product Compliance

English

Agency Approvals

UL Report

English