

1488991-5 ✓ ACTIVE

MCON Interconnection System

TE Internal #: 1488991-5

Housing for Female Terminals, Wire-to-Wire / Wire-to-Device /
Wire-to-Board, 3 Position, .157 in [4 mm] Centerline, MCON
Interconnection System

[View on TE.com >](#)



Connectors > Automotive Connectors > Automotive Housings



Connector System: **Wire-to-Board, Wire-to-Device, Wire-to-Wire**

Number of Positions: **3**

Connector & Housing Type: **Housing for Female Terminals**

Centerline (Pitch): **4 mm [.157 in]**

Sealable: **Yes**

Features

Product Type Features

Mixed & Hybrid Connector	No
Connector Shape	Rectangular
Connector System	Wire-to-Board, Wire-to-Device, Wire-to-Wire
Connector & Housing Type	Housing for Female Terminals
Sealable	Yes
Primary Locking Feature	Integrated in Housing

Configuration Features

Number of Positions	3
Number of Rows	1

Body Features

Primary Product Color	Black
Connector & Keying Code	A

Contact Features

Contact Size	1.2mm
Contact Type	Receptacle
Mating Tab Width	1.2 mm[.047 in]

Mechanical Attachment



Terminal Position Assurance	Yes
Strain Relief	Add By Accessory
Mating Alignment Type	Keyed
Mating Alignment	With
Connector Mounting Type	Cable Mount (Free-Hanging)

Housing Features

Housing Material	PA GF
Centerline (Pitch)	4 mm[.157 in]

Dimensions

Connector Height	15.6 mm[.614 in]
Product Width	26.5 mm[1.043 in]
Product Length	19 mm[.748 in]

Usage Conditions

Operating Temperature (Max)	70 °C, 75 °C, 80 °C, 85 °C, 90 °C, 100 °C, 105 °C, 110 °C, 120 °C, 125 °C[158 °F][167 °F][176 °F][185 °F][194 °F][212 °F][221 °F][230 °F][248 °F][257 °F]
Operating Temperature Range	-40 – 125 °C[-40 – 257 °F]

Operation/Application

Circuit Application	Signal
---------------------	--------

Industry Standards

Degree of Protection	IP67
----------------------	------

Packaging Features

Packaging Quantity	1
Packaging Method	Package

Other

Serviceable	Yes
Connector Position Assurance Capable	Yes

Product Compliance

[For compliance documentation, visit the product page on TE.com>](#)

EU RoHS Directive 2011/65/EU	Compliant
EU ELV Directive 2000/53/EC	Compliant



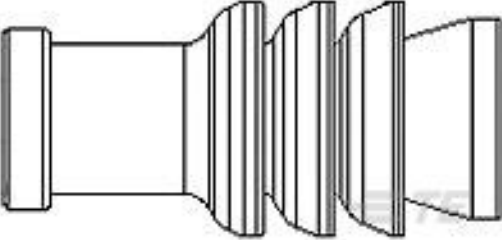
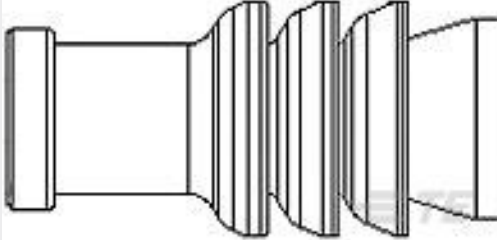
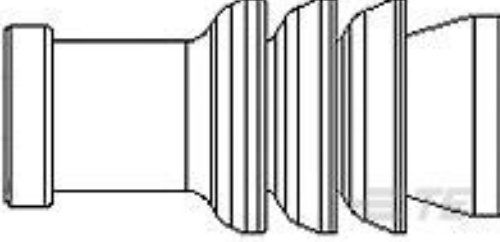



China RoHS 2 Directive MIIT Order No 32, 2016	No Restricted Materials Above Threshold
EU REACH Regulation (EC) No. 1907/2006	Current ECHA Candidate List: JUNE 2023 (235) Candidate List Declared Against: JUNE 2023 (235) Does not contain REACH SVHC
Halogen Content	Low Halogen - Br, Cl, F, I < 900 ppm per homogenous material. Also BFR/CFR/PVC Free
Solder Process Capability	Not applicable for solder process capability

Product Compliance Disclaimer

This information is provided based on reasonable inquiry of our suppliers and represents our current actual knowledge based on the information they provided. This information is subject to change. The part numbers that TE has identified as EU RoHS compliant have a maximum concentration of 0.1% by weight in homogenous materials for lead, hexavalent chromium, mercury, PBB, PBDE, DBP, BBP, DEHP, DIBP, and 0.01% for cadmium, or qualify for an exemption to these limits as defined in the Annexes of Directive 2011/65/EU (RoHS2). Finished electrical and electronic equipment products will be CE marked as required by Directive 2011/65/EU. Components may not be CE marked. Additionally, the part numbers that TE has identified as EU ELV compliant have a maximum concentration of 0.1% by weight in homogenous materials for lead, hexavalent chromium, and mercury, and 0.01% for cadmium, or qualify for an exemption to these limits as defined in the Annexes of Directive 2000/53/EC (ELV). Regarding the REACH Regulation, the information TE provides on SVHC in articles for this part number is based on the latest European Chemicals Agency (ECHA) 'Guidance on requirements for substances in articles' posted at this URL: <https://echa.europa.eu/guidance-documents/guidance-on-reach>


Compatible Parts

 <p>TE Part # 964972-1 EINZELLEITERDICHTNG</p>	 <p>TE Part # 963143-1 MQS BLINDSTOPFEN</p>	 <p>TE Part # 967056-1 MQS BLINDSTOPFEN4MM</p>	 <p>TE Part # 967067-1 MQS SGL WIRE SEAL</p>
 <p>TE Part # 967067-2 MQS EINZELLEITDICHT</p>	 <p>TE Part # CAT-M4595-T273 MCON Receptacle and Tab</p>		

Also in the Series | MCON Interconnection System



Automotive Connector Caps & Covers (24)



Automotive Connector Locks & Position Assurance(11)



Automotive Housings(320)



Automotive Terminals(122)




Connector Seals & Cavity Plugs(5)



Insertion & Extraction Tools(31)

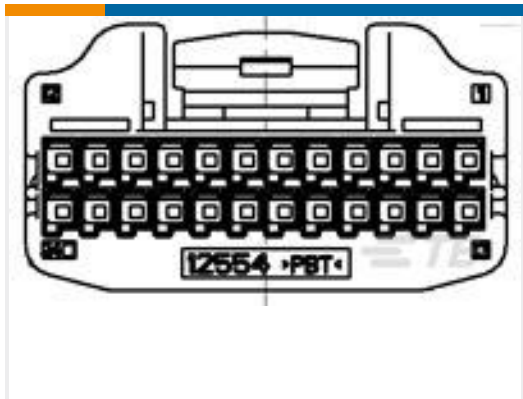


Other Automotive Connector Accessories(7)



PCB Headers & Receptacles(2)

Customers Also Bought



TE Part #1717118-1
0.64 III 32POS PLUG ASSY



TE Part #1564760-1
10POS MIXED MQS REC COD A



TE Part #1-2355694-3
4POS,MCON 1.2,REC HSG ASSY,SLD, COD C



TE Part #2298566-1
22POSN.,TAB ASSY, MCON1.2, MQS, MCP2.8



TE Part #2301238-1
DTB PLUG HSG ASSY, 49POSN., FAKRA TYPE



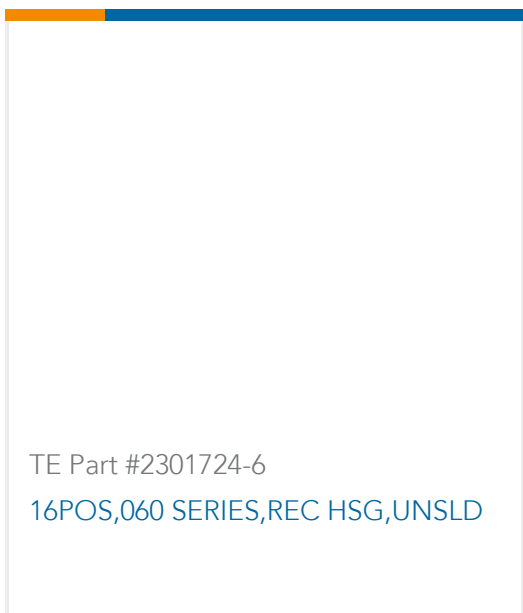
TE Part #2371019-1
1POS,IPT,RING TONGUE HSG ASSY, SLD



TE Part #YHV280-2PM-P-4MM-A
HVA280-2PHM,PASS,4SQMM,KEY A



TE Part #1438098-1
40 WAY PLUG ASSY KEY H



TE Part #2301724-6
16POS,060 SERIES,REC HSG,UNSLD

Documents



Product Drawings

[3POS, MCON 1.2 CB REC 2p TL SEALED](#)

English

CAD Files

Customer View Model

[ENG_CVM_CVM_1488991-5_D.2d_dxf.zip](#)

English

[3D PDF](#)

3D

Customer View Model

[ENG_CVM_CVM_1488991-5_D.3d_igs.zip](#)

English

Customer View Model

[ENG_CVM_CVM_1488991-5_D.3d_stp.zip](#)

English

By downloading the CAD file I accept and agree to the [Terms and Conditions](#) of use.

Datasheets & Catalog Pages

[MCON Interconnection System](#)

English

Instruction Sheets

[Instruction Sheet \(U.S.\)](#)

English

[Instruction Sheet \(U.S.\)](#)

English