

1473565-3 ✓ ACTIVE

RITS | RITS Header Connectors PCB Mount

TE Internal #: 1473565-3

PCB Mount Header, Vertical, Wire-to-Board, 3 Position, 2 mm [.078 in] Centerline, Partially Shrouded, Gold, RITS Header Connectors PCB Mount

[View on TE.com >](#)



Connectors > PCB Connectors > PCB Headers & Receptacles



Connector System: **Wire-to-Board**

Number of Positions: **3**

Number of Rows: **3**

Centerline (Pitch): **2 mm [.078 in]**

PCB Mount Orientation: **Vertical**

Features

Product Type Features

Connector System	Wire-to-Board
Header Type	Partially Shrouded
Sealable	No
Connector & Contact Terminates To	Printed Circuit Board
PCB Connector Assembly Type	PCB Mount Header

Configuration Features

Number of Columns	1
Number of Loaded Positions	3
Connector Contact Load Condition	Fully Loaded
Number of Positions	3
Number of Rows	3
PCB Mount Orientation	Vertical

Electrical Characteristics

Operating Voltage	32 VDC
-------------------	--------

Body Features

Primary Product Color	Black
-----------------------	-------

Contact Features

PCB Contact Termination Area Plating Material Thickness	2 μ m[78.74 μ in]
---	---------------------------



Contact Underplating Material Thickness	1.27 μm [50 μin]
Contact Mating Area Plating Material Thickness	.2 μm [7.87 μin]
PCB Contact Termination Area Plating Material Finish	Matte
Contact Mating Area Plating Material Finish	Bright
Contact Underplating Material	Nickel
PCB Contact Termination Area Plating Material	Tin
Contact Mating Area Plating Material	Gold
Contact Type	Receptacle
Contact Current Rating (Max)	3 A

Termination Features

Rectangular Termination Post & Tail Thickness	.2 mm[.007 in]
Rectangular Termination Post & Tail Width	.6 mm[.023 in]
Termination Method to Printed Circuit Board	Through Hole - Solder

Mechanical Attachment

Mating Alignment Type	Polarization
Mating Retention	Without
Connector Mounting Type	Board Mount
Mating Alignment	With
PCB Mount Alignment	With
PCB Mount Retention	Without

Housing Features

Housing Material	Thermoplastic
Centerline (Pitch)	2 mm[.078 in]

Dimensions

Connector Length	13.8 mm[.543 in]
Connector Height	13 mm[.511 in]
Connector Width	6.4 mm[.251 in]

Usage Conditions

Operating Temperature Range	-30 – 75 $^{\circ}\text{C}$ [-22 – 167 $^{\circ}\text{F}$]
-----------------------------	---

Operation/Application

Circuit Application	Signal
---------------------	--------

Industry Standards



UL Flammability Rating	UL 94V-0
------------------------	----------

Packaging Features

Packaging Type	Tube
----------------	------

Product Compliance

[For compliance documentation, visit the product page on TE.com>](#)

EU RoHS Directive 2011/65/EU	Compliant
------------------------------	-----------

EU ELV Directive 2000/53/EC	Compliant
-----------------------------	-----------

China RoHS 2 Directive MIIT Order No 32, 2016	No Restricted Materials Above Threshold
---	---

EU REACH Regulation (EC) No. 1907/2006	Current ECHA Candidate List: JUNE 2023 (235) Candidate List Declared Against: JUNE 2023 (235) Does not contain REACH SVHC
--	---

Halogen Content	Not Low Halogen - contains Br or Cl > 900 ppm.
-----------------	--

Solder Process Capability	Wave solder capable to 265°C
---------------------------	------------------------------


Product Compliance Disclaimer

This information is provided based on reasonable inquiry of our suppliers and represents our current actual knowledge based on the information they provided. This information is subject to change. The part numbers that TE has identified as EU RoHS compliant have a maximum concentration of 0.1% by weight in homogenous materials for lead, hexavalent chromium, mercury, PBB, PBDE, DBP, BBP, DEHP, DIBP, and 0.01% for cadmium, or qualify for an exemption to these limits as defined in the Annexes of Directive 2011/65/EU (RoHS2). Finished electrical and electronic equipment products will be CE marked as required by Directive 2011/65/EU. Components may not be CE marked. Additionally, the part numbers that TE has identified as EU ELV compliant have a maximum concentration of 0.1% by weight in homogenous materials for lead, hexavalent chromium, and mercury, and 0.01% for cadmium, or qualify for an exemption to these limits as defined in the Annexes of Directive 2000/53/EC (ELV). Regarding the REACH Regulation, the information TE provides on SVHC in articles for this part number is based on the latest European Chemicals Agency (ECHA) 'Guidance on requirements for substances in articles' posted at this URL: <https://echa.europa.eu/guidance-documents/guidance-on-reach>

Compatible Parts





Also in the Series | RITS Header Connectors PCB Mount



PCB Headers & Receptacles(13)

Customers Also Bought

TE Part #1473562-8
RITS CONN. PLUG ASSY 8P YELLOWTE Part #1565994-4
RITS HDR ASSY R/A SMT TYPE 4P WITH BOSSTE Part #1473567-4
RITS CONN.HDR ASSY 4ROW 4PTE Part #1473567-3
RITS CONN.HDR ASSY 4ROW 3PTE Part #2-2176345-6
CRGCQ 1210 1K2 1%TE Part #1376421-1
10mm B-T-W Conn. 2P HDR ASSEMBTE Part #4-2176373-1
RQ 0805 26R1 0.1% 10PPM 1K RL

Documents

Product Drawings

RITS CONN.HDR ASSY 3P

Japanese

CAD Files

3D PDF

English

Customer View Model

[ENG_CVM_1473565-3_B.2d_dxf.zip](#)

English

Customer View Model

[ENG_CVM_1473565-3_B.3d_igs.zip](#)

English

Customer View Model

[ENG_CVM_1473565-3_B.3d_stp.zip](#)

English

By downloading the CAD file I accept and agree to the [Terms and Conditions](#) of use.



Datasheets & Catalog Pages

Remote Input Output Terminal System (RITS) Connectors

English

Product Specifications

Standard Operating Procedure

Japanese

Product Environmental Compliance

Product Compliance

English

Product Compliance

English

Instruction Sheets

Instruction Sheet (non U.S.)

Japanese

RITS Connector Interconnection System/e-CON Connector

Japanese