

1473244-1 ✓ ACTIVE

AMP | MQS

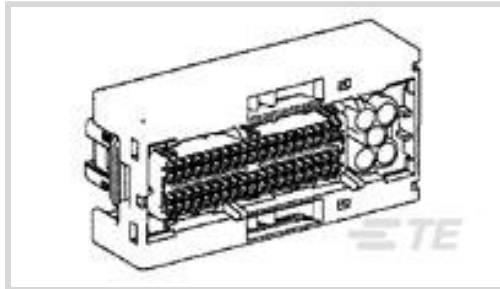
TE Internal #: 1473244-1

Housing for Female Terminals, Wire-to-Board / Wire-to-Device, 81 Position, .1 in / .228 in [2.54 mm / 5.8 mm] Centerline, Sealable, Black, MQS

[View on TE.com >](#)



Connectors > Automotive Connectors > Automotive Housings > MQS, CONNECTOR HOUSING



Connector System: **Wire-to-Board, Wire-to-Device**

Number of Positions: **81**

Connector & Housing Type: **Housing for Female Terminals**

Centerline (Pitch): **2.54 mm, 5.8 mm [.1 in, .228 in]**

Sealable: **Yes**

[All MQS, CONNECTOR HOUSING \(573\)](#)

Features

Product Type Features

Mixed & Hybrid Connector	Yes
Connector Shape	Rectangular
Connector System	Wire-to-Board, Wire-to-Device
Connector & Housing Type	Housing for Female Terminals
Sealable	Yes
Connector & Contact Terminates To	Wire & Cable
Primary Locking Feature	On the Terminal

Configuration Features

Number of Positions	81
Number of Rows	3, 4

Electrical Characteristics

Operating Voltage	12 VDC
Nominal Voltage Architecture	12 V

Body Features

Cable Exit Angle	90°
Primary Product Color	Black



Contact Features

Contact Size	.63mm, 2.8mm
Contact Type	Receptacle
Mating Tab Width	.63 mm, 2.8 mm [.025 in][.11 in]

Mechanical Attachment

Terminal Position Assurance	Yes
Strain Relief	Without
Mating Alignment Type	Polarized
Mating Alignment	With
Connector Mounting Type	Cable Mount (Free-Hanging)

Housing Features

Centerline (Pitch)	2.54 mm, 5.8 mm [.1 in][.228 in]
--------------------	----------------------------------

Dimensions

Connector Height	31 mm [1.22 in]
Product Width	37.4 mm [1.472 in]
Product Length	76.4 mm [3 in]
Row-to-Row Spacing	4.4 mm [.173 in]

Usage Conditions

Operating Temperature (Max)	70 °C, 75 °C, 80 °C, 85 °C, 90 °C, 100 °C, 105 °C, 110 °C, 120 °C [158 °F][167 °F][176 °F][185 °F][194 °F][212 °F][221 °F][230 °F][248 °F]
Operating Temperature Range	-40 – 120 °C [-40 – 248 °F]

Operation/Application

Circuit Application	Signal
---------------------	--------

Industry Standards

UL Flammability Rating	UL 94HB
------------------------	---------

Packaging Features

Packaging Quantity	30
Packaging Method	Tray

Other

Serviceable	Yes
Connector Position Assurance Capable	No



Product Compliance

[For compliance documentation, visit the product page on TE.com>](#)

EU RoHS Directive 2011/65/EU	Compliant
EU ELV Directive 2000/53/EC	Compliant
China RoHS 2 Directive MIIT Order No 32, 2016	No Restricted Materials Above Threshold
EU REACH Regulation (EC) No. 1907/2006	Current ECHA Candidate List: JUNE 2023 (235) Candidate List Declared Against: JAN 2023 (233) Does not contain REACH SVHC
Halogen Content	Low Halogen - Br, Cl, F, I < 900 ppm per homogenous material. Also BFR/CFR/PVC Free
Solder Process Capability	Not applicable for solder process capability

Product Compliance Disclaimer

This information is provided based on reasonable inquiry of our suppliers and represents our current actual knowledge based on the information they provided. This information is subject to change. The part numbers that TE has identified as EU RoHS compliant have a maximum concentration of 0.1% by weight in homogenous materials for lead, hexavalent chromium, mercury, PBB, PBDE, DBP, BBP, DEHP, DIBP, and 0.01% for cadmium, or qualify for an exemption to these limits as defined in the Annexes of Directive 2011/65/EU (RoHS2). Finished electrical and electronic equipment products will be CE marked as required by Directive 2011/65/EU. Components may not be CE marked. Additionally, the part numbers that TE has identified as EU ELV compliant have a maximum concentration of 0.1% by weight in homogenous materials for lead, hexavalent chromium, and mercury, and 0.01% for cadmium, or qualify for an exemption to these limits as defined in the Annexes of Directive 2000/53/EC (ELV). Regarding the REACH Regulation, the information TE provides on SVHC in articles for this part number is based on the latest European Chemicals Agency (ECHA) 'Guidance on requirements for substances in articles' posted at this URL: <https://echa.europa.eu/guidance-documents/guidance-on-reach>

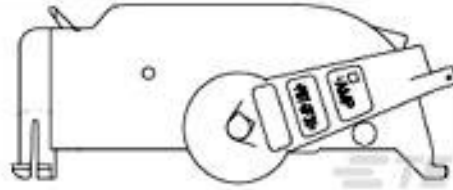
Compatible Parts



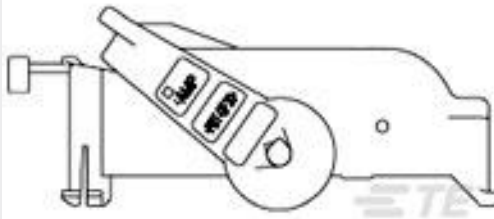
TE Part # CAT-HPCH5372
High Pin Count Header



TE Part # CAT-T4827-T273
TIMER, RECEPTACLE AND TAB



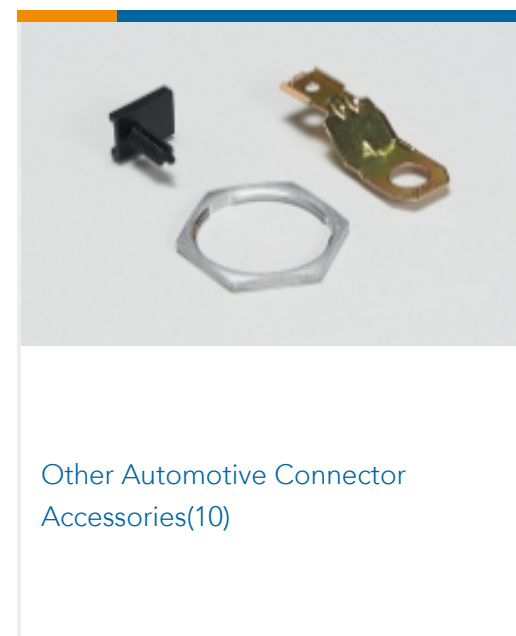
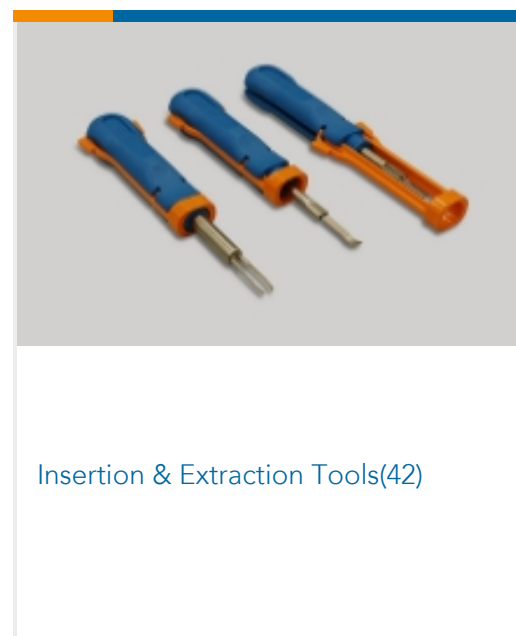

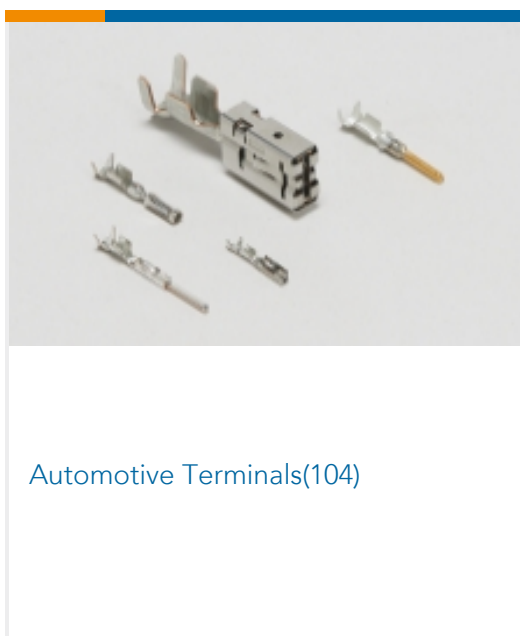
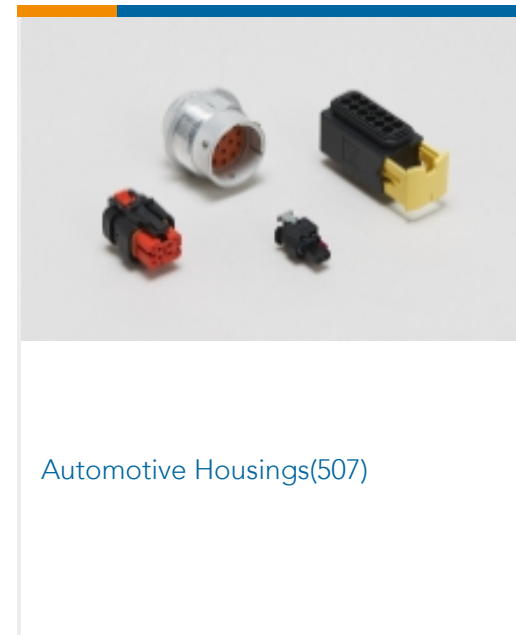
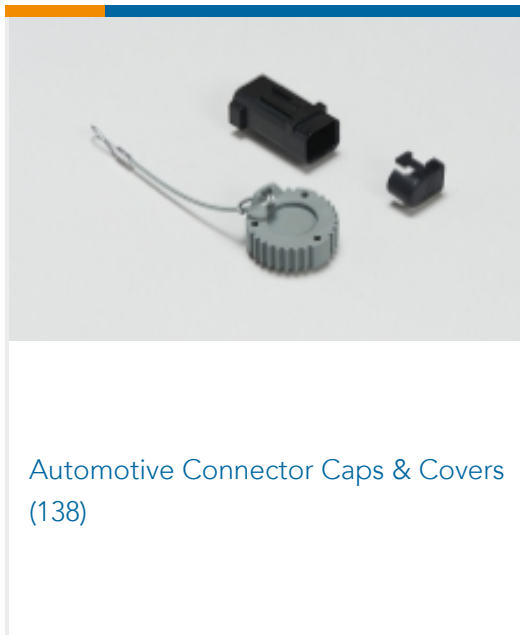
TE Part # 1473250-1
MQS 81P LEVER(L) ASSY



TE Part # 1473247-1
MQS 81P LEVER(R) ASSY

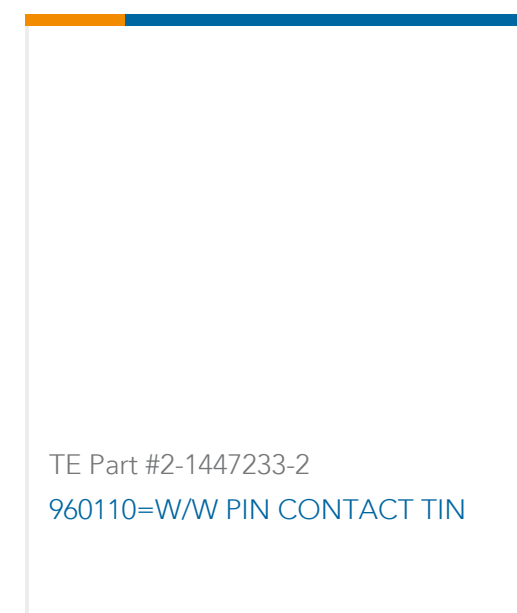


Also in the Series | MQS



Customers Also Bought





Documents

Product Drawings

MQS REC 81P ASSY

Japanese

CAD Files

Customer View Model

[ENG_CVM_CVM_1473244-1_A1.3d_stp.zip](#)

English

Customer View Model

[ENG_CVM_CVM_1473244-1_A1.3d_igs.zip](#)

English

3D PDF

3D

Customer View Model

[ENG_CVM_CVM_1473244-1_A1.2d_dxf.zip](#)

English

By downloading the CAD file I accept and agree to the [Terms and Conditions](#) of use.

Datasheets & Catalog Pages

Micro Quadlok Interconnection System (MQS)

English

Product Specifications

Application Specification

English

Application Specification

English

Product Environmental Compliance

Product Compliance

English

Product Compliance

English

Instruction Sheets

Instruction Sheet (non U.S.)

1473244-1

Housing for Female Terminals, Wire-to-Board / Wire-to-Device, 81 Position, .1 in / .228 in [2.54 mm / 5.8 mm] Centerline, Sealable, Black, MQS



English

[Instruction Sheet \(non U.S.\)](#)

Japanese