

# OJT-SS-124LM,000 ✓ ACTIVE



## OEG | OEG Miniature PCB Relay OJT

TE Internal #: 1461492-7


Power Relays, Standard, Monostable, DC, 250 mW Coil Power

Rating DC, 2304  $\Omega$  Coil Resistance, UL Coil Insulation Class F, OEG

Miniature PCB Relay OJT

[View on TE.com >](#)

Relays, Contactors & Switches > Relays > Power Relays > STD OEG PCB OSA Power Relays



Power Relay Type: **Standard**

Coil Magnetic System: **Monostable, DC**

Coil Power Rating DC: **250 mW**

Coil Resistance: **2304  $\Omega$**

Coil Special Features: **UL Coil Insulation Class F**

[All STD OEG PCB OSA Power Relays \(7\)](#)

## Features

### Product Type Features

Power Relay Type	Standard
------------------	----------

### Electrical Characteristics

Insulation Initial Dielectric Between Coil & Contact Class	3500 – 4000 V
Insulation Initial Dielectric Between Open Contacts	750 Vrms
Contact Limiting Making Current	5 A
Contact Limiting Short-Time Current	5 A
Contact Limiting Continuous Current	5 A
Insulation Creepage Class	5.5 – 8 mm
Coil Power Rating Class	200 – 300 mW
Insulation Initial Dielectric Between Contacts & Coil	4000 Vrms
Insulation Creepage Between Contact & Coil	6.4 mm[.251 in]
Contact Limiting Breaking Current	5 A
Coil Magnetic System	Monostable, DC



Coil Power Rating DC	250 mW
Coil Resistance	2304 $\Omega$
Coil Special Features	UL Coil Insulation Class F
Coil Voltage Rating	24 VDC
Contact Switching Load (Min)	100mA @ 5V
Contact Switching Voltage (Max)	250 VAC
Contact Voltage Rating	250 VAC

### Body Features

Product Weight	6 g[.211 oz]
----------------	--------------

### Contact Features

Contact Arrangement	1 Form A (NO)
Contact Current Class	2 – 5 A, 16 A
Contact Current Rating (Max)	5 A
Contact Material	AgSnO
Contact Number of Poles	1
Relay Terminal Type	PCB-THT

### Termination Features

Relay Termination Type	Through Hole
------------------------	--------------

### Mechanical Attachment

Relay Mounting Type	Printed Circuit Board
---------------------	-----------------------

### Dimensions

Length Class (Mechanical)	16 – 20 mm
Insulation Clearance Class	2.5 – 4 mm
Height Class (Mechanical)	14 – 15 mm
Insulation Clearance Between Contact & Coil	6.4 mm[.251 in]
Width Class (Mechanical)	10 – 12 mm
Product Width	10.2 mm[.4 in]
Product Length	18.2 mm[.717 in]
Product Height	15.2 mm[.598 in]

### Usage Conditions

Environmental Ambient Temperature Class	50 – 70 °C
Environmental Ambient Temperature (Max)	85 °C[185 °F]

## Packaging Features

Packaging Method	Box & Tray, Tray
------------------	------------------

## Product Compliance

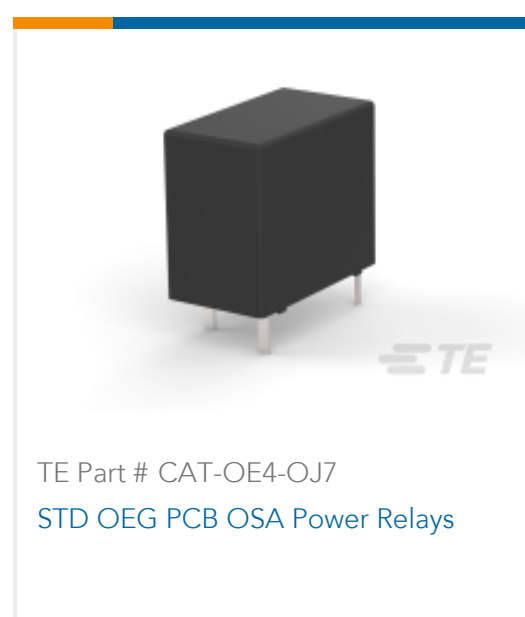
[For compliance documentation, visit the product page on TE.com>](#)

EU RoHS Directive 2011/65/EU	Compliant
EU ELV Directive 2000/53/EC	Compliant
China RoHS 2 Directive MIIT Order No 32, 2016	No Restricted Materials Above Threshold
EU REACH Regulation (EC) No. 1907/2006	Current ECHA Candidate List: JUNE 2023 (235) Candidate List Declared Against: JUNE 2023 (235) Does not contain REACH SVHC
Halogen Content	Not Low Halogen - contains Br or Cl > 900 ppm.
Solder Process Capability	Wave solder capable to 265°C

### Product Compliance Disclaimer

This information is provided based on reasonable inquiry of our suppliers and represents our current actual knowledge based on the information they provided. This information is subject to change. The part numbers that TE has identified as EU RoHS compliant have a maximum concentration of 0.1% by weight in homogenous materials for lead, hexavalent chromium, mercury, PBB, PBDE, DBP, BBP, DEHP, DIBP, and 0.01% for cadmium, or qualify for an exemption to these limits as defined in the Annexes of Directive 2011/65/EU (RoHS2). Finished electrical and electronic equipment products will be CE marked as required by Directive 2011/65/EU. Components may not be CE marked. Additionally, the part numbers that TE has identified as EU ELV compliant have a maximum concentration of 0.1% by weight in homogenous materials for lead, hexavalent chromium, and mercury, and 0.01% for cadmium, or qualify for an exemption to these limits as defined in the Annexes of Directive 2000/53/EC (ELV). Regarding the REACH Regulation, the information TE provides on SVHC in articles for this part number is based on the latest European Chemicals Agency (ECHA) 'Guidance on requirements for substances in articles' posted at this URL: <https://echa.europa.eu/guidance-documents/guidance-on-reach>

## Compatible Parts



## Also in the Series | [OEG Miniature PCB Relay OJT](#)



Power Relays(7)

## Customers Also Bought



TE Part #20017615-05  
VCS-05 Liquid Level Sensor



TE Part #2-2301994-3  
RJ45 JACK INT.MAG. 1GB LED 1X1



TE Part #2213756-4  
3 ROW 15P HIGH TEMP UMNL SKT ASSM




TE Part #1-6609106-4  
PS0SSSH3A=C1072



TE Part #4-1879127-0  
RN 0402 340R 0.1% 10PPM CUT LENGTH



TE Part #1-1969609-1  
11P VAL-U-LOK TPA 26-22 AWG



TE Part #2-2201196-4  
0.4 STACKING CONN H0.98 PLUG ASSEMBLY



TE Part #2-1624116-6  
BMB-A 0603 40R N8

## Documents

### Product Drawings

[OJT-SS-124LM,000](#)

English

### CAD Files

[3D PDF](#)

3D

Customer View Model

[ENG\\_CVM\\_CVM\\_1461492-7\\_C3.2d\\_dxf.zip](#)

English

Customer View Model

[ENG\\_CVM\\_CVM\\_1461492-7\\_C3.3d\\_igs.zip](#)

English

Customer View Model

[ENG\\_CVM\\_CVM\\_1461492-7\\_C3.3d\\_stp.zip](#)

English

By downloading the CAD file I accept and agree to the [Terms and Conditions](#) of use.



---

## Datasheets & Catalog Pages

[OJT Series Relay Datasheet](#)

English

---

## Product Specifications

[Definitions General Purpose Relays](#)

English