

T9AS2L22-24

✓ ACTIVE

Potter & Brumfield | Potter & Brumfield T9A

TE Internal #: 1423794-1

Power Relays, Standard, Monostable, DC, 900 mW Coil Power
Rating DC, 660 Ω Coil Resistance, UL Coil Insulation Class F, Potter
& Brumfield T9A

[View on TE.com >](#)



Relays, Contactors & Switches > Relays > Power Relays > PCB Power Relay: 30 Amp, Monostable DC



Power Relay Type: **Standard**
Coil Magnetic System: **Monostable, DC**
Coil Power Rating DC: **900 mW**
Coil Resistance: **660 Ω**
Coil Special Features: **UL Coil Insulation Class F**
[All PCB Power Relay: 30 Amp, Monostable DC \(67\)](#)

Features

Product Type Features

Enclosure Type	Sealed
Output Type	AC
Power Relay Type	Standard

Configuration Features

Output Switching	Random
------------------	--------

Electrical Characteristics

Insulation Initial Dielectric Between Coil & Contact Class	1500 – 2500 V
Output Current Rating	0 – 15 Arms
Actuating System	DC
Insulation Initial Dielectric Between Open Contacts	1500 Vrms
Contact Limiting Short-Time Current	15 A
Coil Power Rating	.9 W



Insulation Creepage Class	5.5 – 8 mm
Coil Power Rating Class	800 – 1000 mW
Insulation Initial Dielectric Between Adjacent Contacts	1500 Vrms
Insulation Initial Resistance	1000 MΩ
Insulation Initial Dielectric Between Contacts & Coil	2500 Vrms
Output Voltage (Max)	277 V
Contact Limiting Making Current	15 A
Insulation Creepage Between Contact & Coil	6.36 mm[.25 in]
Contact Limiting Continuous Current	15 A
Output Voltage Rating (AC Relays)	0 – 240 Vrms
Output Current (Min)	1 A
Contact Limiting Breaking Current	15 A
Coil Current	.037 A
Coil Magnetic System	Monostable, DC
Coil Power Rating DC	900 mW
Coil Resistance	660 Ω
Coil Special Features	UL Coil Insulation Class F
Coil Voltage Rating	24 VDC
Contact Switching Load (Min)	1000mA @ 5V
Contact Switching Voltage (Max)	277 VAC
Contact Voltage Rating	277 VAC

Body Features

Insulation Special Features	6000V Initial Surge Withstand Voltage between Contacts & Coil
Product Weight	33 g[1.164 oz]
Packaging Style	Panel Mount
Case Color	Black

Contact Features

Contact Plating Material	AgCdO
Switch Arrangement	(2) x 1 Form C
Contact Arrangement	1 Form B (NC)
Contact Current Class	10 – 20 A, 16 A
Contact Current Rating (Max)	15 A



Contact Material	AgCdO
Contact Number of Poles	1
Relay Terminal Type	Quick Connect

Termination Features

Relay Termination Type	Printed Circuit Terminals
------------------------	---------------------------

Mechanical Attachment

Relay Mounting Type	Printed Circuit Board
---------------------	-----------------------

Dimensions

Length Class (Mechanical)	30 – 35 mm
Height Class (Mechanical)	25 – 30 mm
Insulation Clearance Between Contact & Coil	3.18 mm[.125 in]
Insulation Clearance Class	2.5 – 4 mm
Width Class (Mechanical)	25 – 30 mm
Product Width	27.4 mm[1.079 in]
Product Length	32.5 mm[1.281 in]
Product Height	27.9 mm[1.098 in]

Usage Conditions

Environmental Ambient Temperature (Max)	85 °C[185 °F]
Environmental Ambient Temperature Class	70 – 85 °C
Operating Temperature Range	-55 – 85 °C[-67 – 185 °F]

Packaging Features

Packaging Method	Bundle, Tray
------------------	--------------

Product Compliance

For compliance documentation, visit the product page on TE.com>

EU RoHS Directive 2011/65/EU	Compliant with Exemptions
EU ELV Directive 2000/53/EC	Compliant
China RoHS 2 Directive MIIT Order No 32, 2016	Restricted Materials Above Threshold
EU REACH Regulation (EC) No. 1907/2006	Current ECHA Candidate List: JUNE 2023 (235) Candidate List Declared Against: JUL 2021 (219) SVHC > Threshold: Cadmium oxide (10% in electrical contact) <small>Article Safe Usage Statements:</small>



Use personal protective equipment as required. Do not eat, drink or smoke when using this product. Recycle if possible and dispose of the article by following all applicable governmental regulations relevant to your geographic location.

Halogen Content	Not Low Halogen - contains Br or Cl > 900 ppm.
Solder Process Capability	Wave solder capable to 260°C

Product Compliance Disclaimer

This information is provided based on reasonable inquiry of our suppliers and represents our current actual knowledge based on the information they provided. This information is subject to change. The part numbers that TE has identified as EU RoHS compliant have a maximum concentration of 0.1% by weight in homogenous materials for lead, hexavalent chromium, mercury, PBB, PBDE, DBP, BBP, DEHP, DIBP, and 0.01% for cadmium, or qualify for an exemption to these limits as defined in the Annexes of Directive 2011/65/EU (RoHS2). Finished electrical and electronic equipment products will be CE marked as required by Directive 2011/65/EU. Components may not be CE marked. Additionally, the part numbers that TE has identified as EU ELV compliant have a maximum concentration of 0.1% by weight in homogenous materials for lead, hexavalent chromium, and mercury, and 0.01% for cadmium, or qualify for an exemption to these limits as defined in the Annexes of Directive 2000/53/EC (ELV). Regarding the REACH Regulation, the information TE provides on SVHC in articles for this part number is based on the latest European Chemicals Agency (ECHA) 'Guidance on requirements for substances in articles' posted at this URL: <https://echa.europa.eu/guidance-documents/guidance-on-reach>

Compatible Parts

 <p>TE Part # 63306-2 250 FASTON REC 18-14 AWG TPBR</p>	 <p>TE Part # 63435-1 250 FASTON REC 14-10 AWG SPBR</p>	 <p>TE Part # 2238209-3 250 FASTON,FLAG,REC.,22-12 AWG, PTBR</p>	 <p>TE Part # 1423006-1 T9AV2D22-22</p>
--	--	---	--




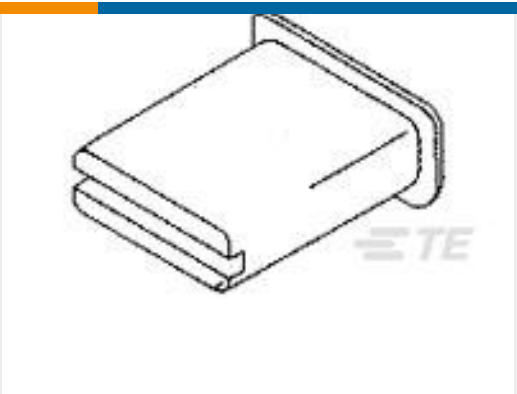






Also in the Series | Potter & Brumfield T9A



Power Relays(67)

Customers Also Bought



 <p>TE Part #6609042-4 20VS1=F7249 S0</p>	 <p>TE Part #4-1393144-0 K10P-11A15-120=K10/K20</p>	 <p>TE Part #1-640445-0 10P MTA156 HDR ASSY FL/STR SN</p>	 <p>TE Part #360042-1 250 FASTON HSG.,TAB,1 POS, NATRUAL</p>
 <p>TE Part #63963-1 250 FASTON FLAG REC 18-14 AWG NPST</p>	 <p>TE Part #2-1419106-7 27E895=SOCKET,K10,8,QC,POLY,NA</p>	 <p>TE Part #3-1393144-3 K10P-11AT5-120=K10/K20</p>	 <p>TE Part #1437597-1 2SKF131AEL01=NON UL 110VAC</p>
 <p>TE Part #1-456404-8 CRIMPER, WIRE .070 F</p>	 <p>TE Part #2-1393104-5 KRPA-11AG-120=KRPA-</p>		

Documents

CAD Files

3D PDF

3D

Customer View Model

ENG_CVM_CVM_1423794-1_L.2d_dxf.zip

English

Customer View Model

ENG_CVM_CVM_1423794-1_L.3d_igs.zip

English

Customer View Model

ENG_CVM_CVM_1423794-1_L.3d_stp.zip

English

By downloading the CAD file I accept and agree to the [Terms and Conditions](#) of use.

Datasheets & Catalog Pages

T9A Relay Datasheet

English

Product Specifications



Definitions General Purpose Relays

English

Product Environmental Compliance

TE Material Declaration

English

Agency Approvals

Agency Approval Document

English