



Axicom | Axicom P2 Signal Relay

TE Internal #: 1422006-4

Signal Relays, 220 VDC Contact Voltage, 250 VAC Contact Voltage, 200 mW Coil Power (DC), Printed Circuit Board, Axicom P2 Signal Relay

[View on TE.com >](#)

Relays, Contactors & Switches > Relays > Signal Relays > Signal Relay with Dielectric Strength



Contact Voltage Rating: **220 VDC**

Signal Relay Coil Power Rating (DC): **200 mW**

Isolation (HF Parameter): **-20.7dB @ 900MHz, -39dB @ 100MHz**

Insertion Loss (HF Parameter): **-.02dB @ 100MHz, -.27dB @ 900MHz**

[All Signal Relay with Dielectric Strength \(3\)](#)

Features

Product Type Features

Relay Type	P2 Relay V23079
Relay Style	P2 V23079 Relay
Product Type	Relay

Electrical Characteristics

Coil Power Rating Class	150 – 200 mW
Actuating System	DC
Insulation Initial Dielectric Between Open Contacts	1500 Vrms
Contact Limiting Short-Time Current	2 A
Insulation Initial Dielectric Between Contacts and Coil	1500 Vrms
Insulation Creepage Class	1.5 – 3 mm
Insulation Initial Dielectric Between Coil/Contact Class	1000 V – 1500 VA
Voltage Standing Wave Ration (HF Parameter)	1.04 @ 100MHz, 1.4dB @ 900MHz
Insulation Initial Dielectric Between Adjacent Contacts	1000 Vrms



Power Consumption	140 mW
Insulation Initial Resistance	1000 MΩ
Contact Limiting Making Current	2 A
Coil Resistance	720 Ω
Contact Limiting Continuous Current	2 A
Insulation Creepage Between Contact and Coil	2.5 mm[.098 in]
Coil Type	Monostable
Contact Limiting Breaking Current	2 A
Contact Switching Load (Min)	10mA @ .2V
Coil Special Features	Overmolded Coil
Contact Voltage Rating	220 VDC
Signal Relay Coil Power Rating (DC)	200 mW
Signal Relay Coil Voltage Rating	12 VAC
Signal Relay Contact Switching Voltage (Max)	220 VDC
Signal Relay Coil Magnetic System	Monostable, DC, Polarized

Signal Characteristics

Isolation (HF Parameter)	-20.7dB @ 900MHz, -39dB @ 100MHz
Insertion Loss (HF Parameter)	-.02dB @ 100MHz, -.27dB @ 900MHz

Body Features

Weight	2.8 g[.0988 oz]
--------	-----------------

Contact Features

Contact Plating Material	Gold
Contact Current Class	0 – 2 A
Contact Special Features	Bifurcated/Twin Contacts
Signal Relay Contact Current Rating	2 A
Signal Relay Contact Arrangement	2 Form C (CO)
Contact Material	AgNi
Contact Number of Poles	2

Termination Features

Termination Type	Surface Mount
------------------	---------------

Mechanical Attachment

Signal Relay Mounting Type	Printed Circuit Board
----------------------------	-----------------------



Dimensions

Width Class (Mechanical)	6 – 8 mm
Width	7.2 mm[.283 in]
Height	9.9 mm[.39 in]
Length Class (Mechanical)	14 – 16 mm
Insulation Clearance Between Contact and Coil	1.3 mm[.051 in]
Height Class (Mechanical)	9 – 10 mm
Length	14.6 mm[.575 in]
Insulation Clearance Class	0 – 2.5 mm

Usage Conditions

Environmental Ambient Temperature (Max)	85 °C[85 °F]
Environmental Ambient Temperature Class	70 – 85°C
Operating Temperature Range	-40 – 85 °C

Operation/Application

Performance Type	High Dielectric
------------------	-----------------

Packaging Features

Packaging Method	Reel
------------------	------

Product Compliance

[For compliance documentation, visit the product page on TE.com>](#)

EU RoHS Directive 2011/65/EU	Compliant
EU ELV Directive 2000/53/EC	Compliant
China RoHS 2 Directive MIIT Order No 32, 2016	No Restricted Materials Above Threshold
EU REACH Regulation (EC) No. 1907/2006	Current ECHA Candidate List: JUNE 2023 (235) Candidate List Declared Against: JUNE 2023 (235) Does not contain REACH SVHC
Halogen Content	Low Halogen - Br, Cl, F, I < 900 ppm per homogenous material. Also BFR/CFR/PVC Free
Solder Process Capability	Reflow solder capable to 245°C

Product Compliance Disclaimer

This information is provided based on reasonable inquiry of our suppliers and represents our current actual knowledge based on the information they provided. This information is subject to change. The part numbers that TE has identified as

EU RoHS compliant have a maximum concentration of 0.1% by weight in homogenous materials for lead, hexavalent chromium, mercury, PBB, PBDE, DBP, BBP, DEHP, DIBP, and 0.01% for cadmium, or qualify for an exemption to these limits as defined in the Annexes of Directive 2011/65/EU (RoHS2). Finished electrical and electronic equipment products will be CE marked as required by Directive 2011/65/EU. Components may not be CE marked. Additionally, the part numbers that TE has identified as EU ELV compliant have a maximum concentration of 0.1% by weight in homogenous materials for lead, hexavalent chromium, and mercury, and 0.01% for cadmium, or qualify for an exemption to these limits as defined in the Annexes of Directive 2000/53/EC (ELV). Regarding the REACH Regulation, the information TE provides on SVHC in articles for this part number is based on the latest European Chemicals Agency (ECHA) 'Guidance on requirements for substances in articles' posted at this URL: <https://echa.europa.eu/guidance-documents/guidance-on-reach>

Compatible Parts



TE Part # 1422006-3
V23079G2006X073



TE Part # 1422025-7
V23079A2003X074

Also in the Series | Axicom P2 Signal Relay



Signal Relays(114)

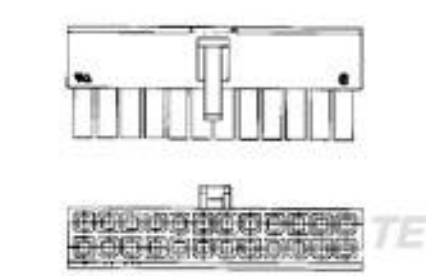
Customers Also Bought



TE Part #5-5179009-3
0.8FH,R09H.5.080,08/Sn,TU



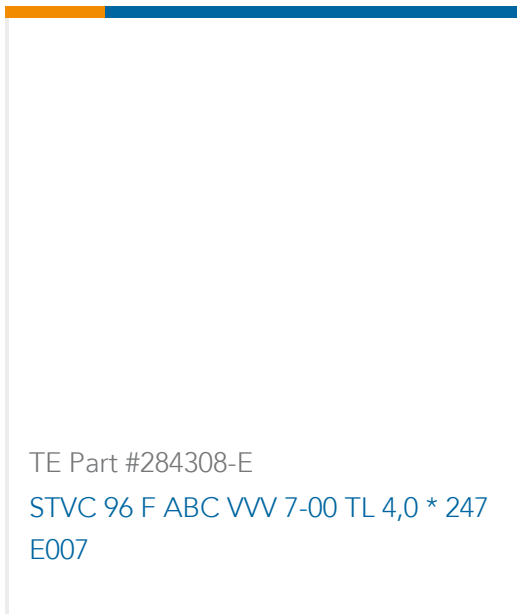
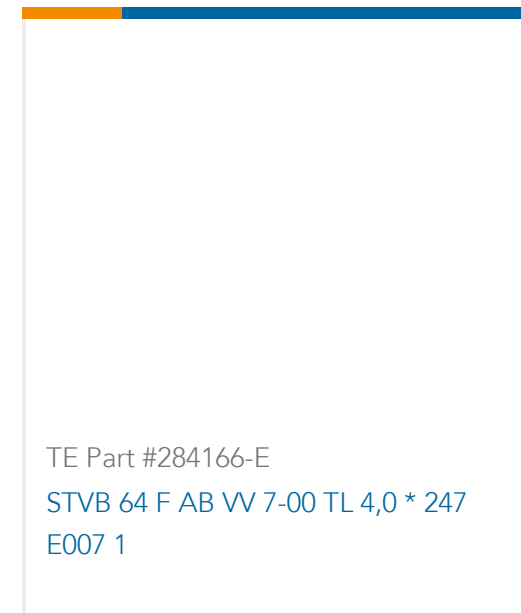
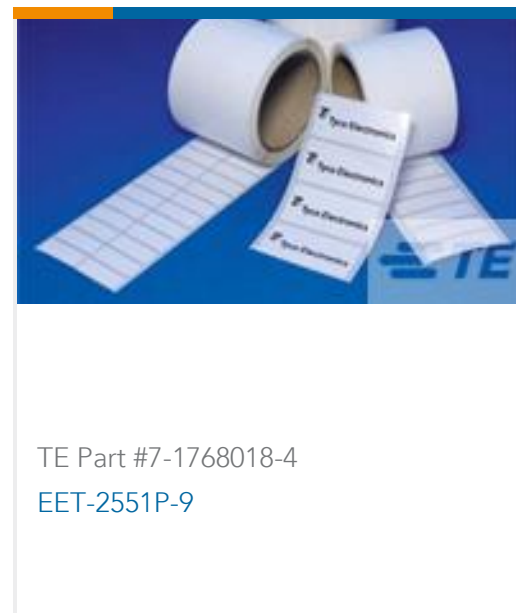
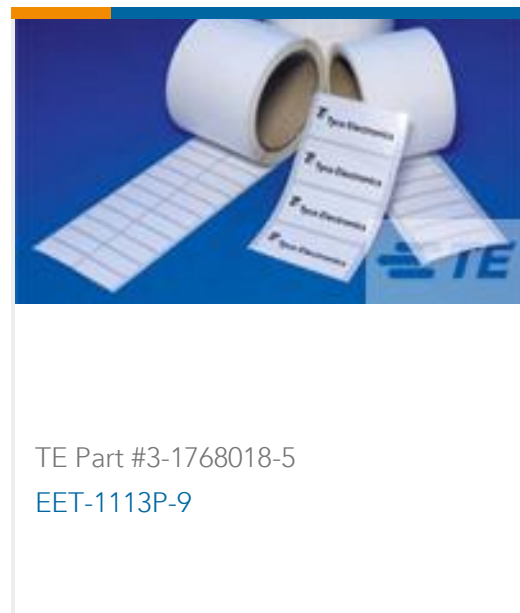
TE Part #1735446-3
2MM PITCH HPI POST HEADER, VERTICAL, 3P



TE Part #1586019-8
8P RCPT VAL-U-LOK V0



TE Part #84984-8
1mm FFC DIP V ASSY 8P NAT(TB)



Documents

Product Drawings

[V23079G2003X074](#)

English

CAD Files

Customer View Model

[ENG_CVM_CVM_1393789-3_A.2d_dxf.zip](#)

English

3D PDF

3D

Customer View Model

[ENG_CVM_CVM_1393789-3_A.3d_igs.zip](#)

English

Customer View Model

[ENG_CVM_CVM_1393789-3_A.3d_stp.zip](#)

English

3D PDF

3D

Customer View Model

[ENG_CVM_CVM_1422006-4_D1.2d_dxf.zip](#)

English

Customer View Model

[ENG_CVM_CVM_1422006-4_D1.3d_igs.zip](#)

English

Customer View Model

[ENG_CVM_CVM_1422006-4_D1.3d_stp.zip](#)

English



By downloading the CAD file I accept and agree to the [Terms and Conditions](#) of use.

Datasheets & Catalog Pages

[Axicom Signal and High Frequency Relays \(RF Switches\) APPLICATION NOTE #2](#)

English

[Transportation, Storage, Handling, Assembly and Testing of AXICOM SMT Relays](#)

English

[P2 Relay Datasheet](#)

English

Product Specifications

[Definitions General Purpose Relays](#)

English

Agency Approvals

[UL](#)

English