

1418578-2 ✓ ACTIVE

RAST | RAST 5 IDC Connectors

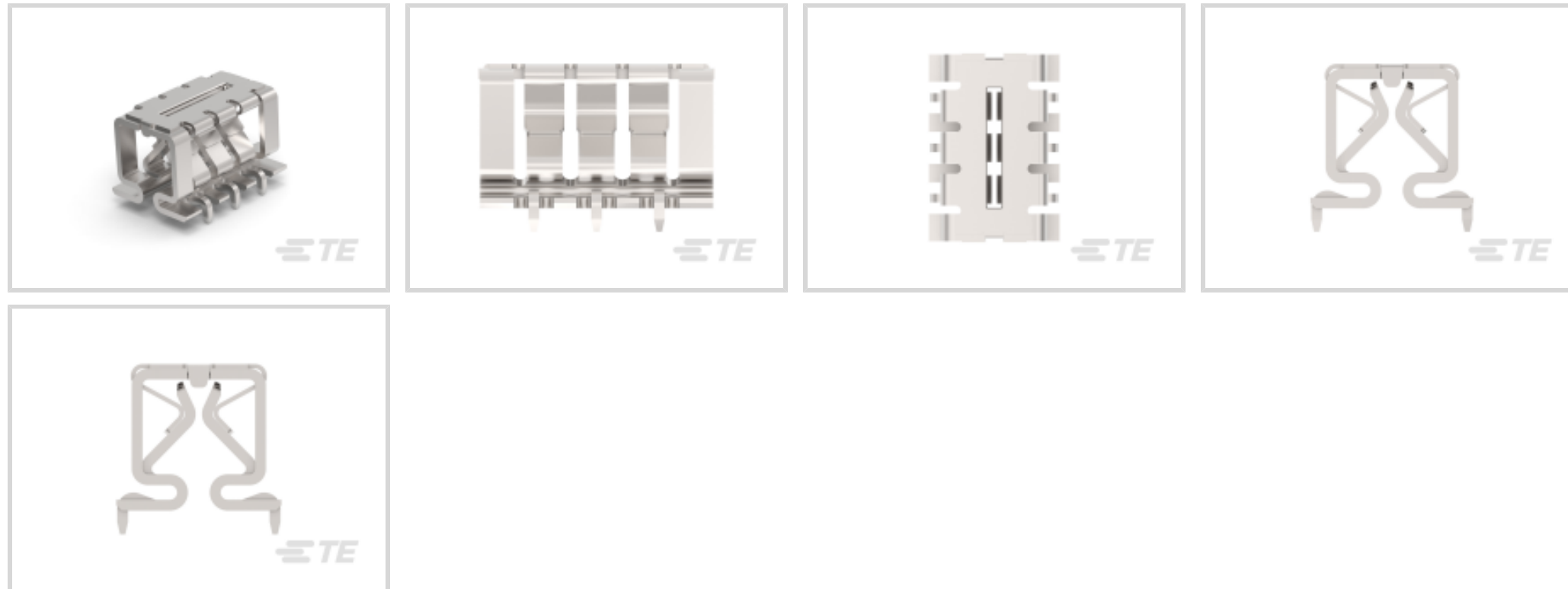
TE Internal #: 1418578-2

Connector Contact, Receptacle, Wire-to-Board, Silver, Reel, Printed Circuit Board, 35 A, Power, -40 – 302 °F [-40 – 150 °C], RAST 5 IDC Connectors

[View on TE.com >](#)



Connectors > PCB Connectors > Wire-to-Board Connectors > Wire-to-Board Connector Contacts



Contact Type: **Receptacle**

Connector System: **Wire-to-Board**

Contact Mating Area Plating Material: **Silver**

Packaging Method: **Reel**

Connector & Contact Terminates To: **Printed Circuit Board**

## Features

### Product Type Features

Connector System	Wire-to-Board
Connector & Contact Terminates To	Printed Circuit Board

### Contact Features

Mating Tab Width	7.5 mm[.29 in]
Mating Tab Thickness	.5 mm[.019 in]
Contact Base Material	Copper Nickel Silicon
Contact Type	Receptacle
Contact Mating Area Plating Material	Silver
Contact Current Rating (Max)	35 A

### Termination Features

Square Termination Post & Tail Dimension	.6 mm[.023 in]
Termination Method to Printed Circuit Board	Through Hole - Solder

### Usage Conditions

Operating Temperature Range	-40 – 150 °C[-40 – 302 °F]
-----------------------------	----------------------------



### Operation/Application

Circuit Application	Power
---------------------	-------

### Packaging Features

Packaging Quantity	1500
Packaging Method	Reel

### Product Compliance

[For compliance documentation, visit the product page on TE.com>](#)

EU RoHS Directive 2011/65/EU	Compliant
EU ELV Directive 2000/53/EC	Compliant
China RoHS 2 Directive MIIT Order No 32, 2016	No Restricted Materials Above Threshold
EU REACH Regulation (EC) No. 1907/2006	Current ECHA Candidate List: JUNE 2023 (235) Candidate List Declared Against: JUNE 2023 (235) Does not contain REACH SVHC
Halogen Content	Low Halogen - Br, Cl, F, I < 900 ppm per homogenous material. Also BFR/CFR/PVC Free
Solder Process Capability	Wave solder capable to 240°C


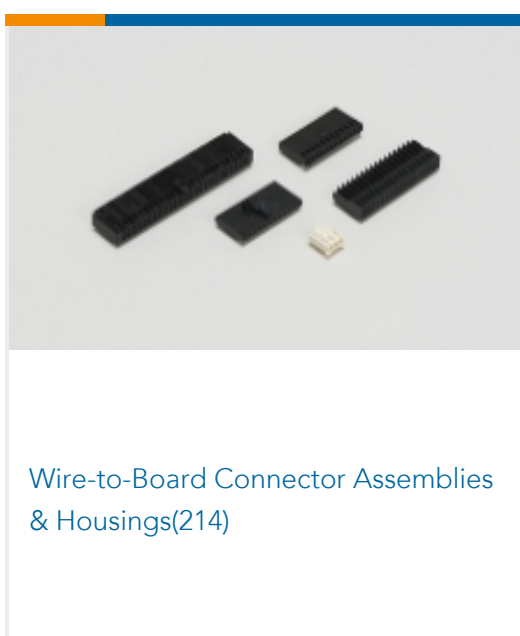

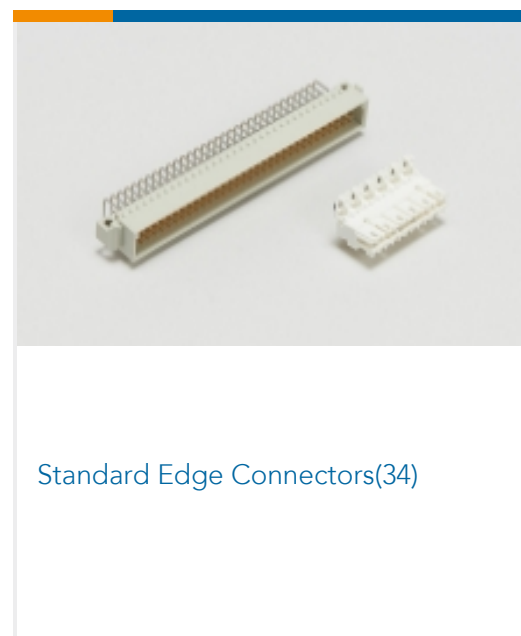

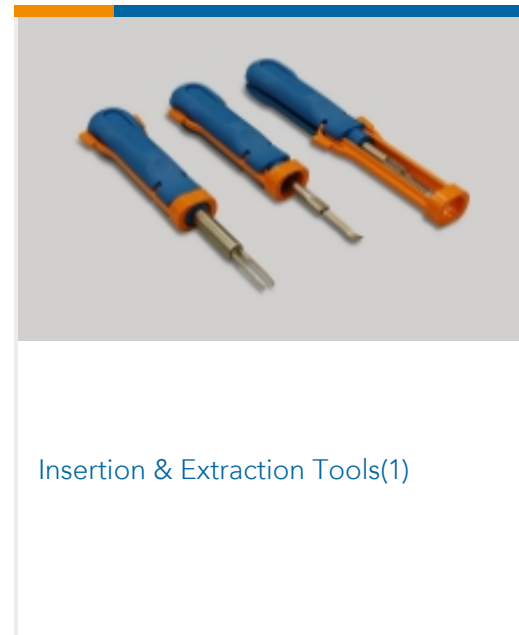
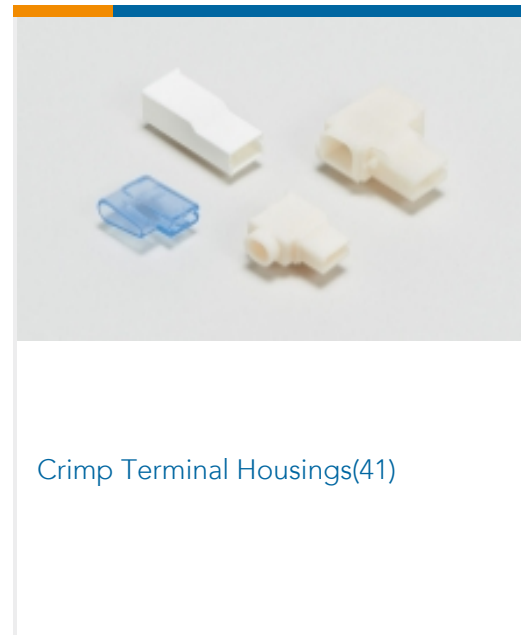
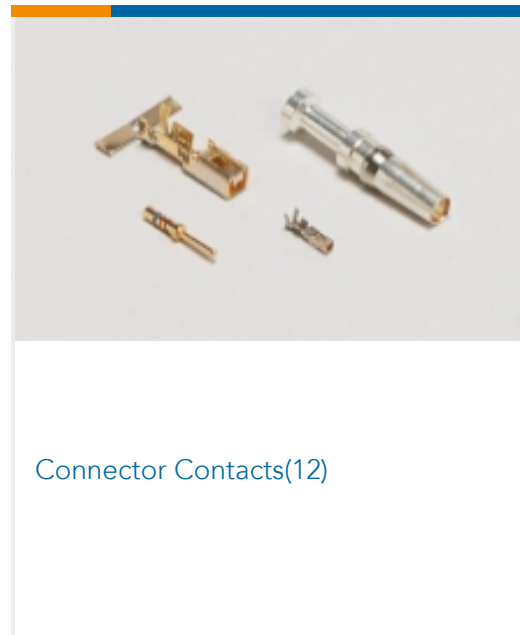
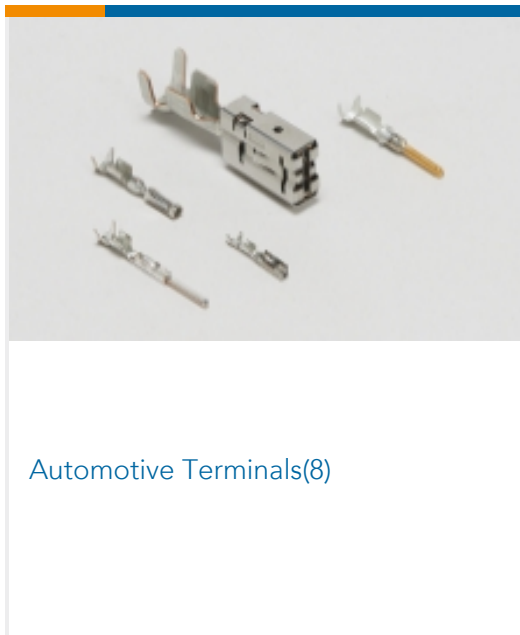
#### Product Compliance Disclaimer

This information is provided based on reasonable inquiry of our suppliers and represents our current actual knowledge based on the information they provided. This information is subject to change. The part numbers that TE has identified as EU RoHS compliant have a maximum concentration of 0.1% by weight in homogenous materials for lead, hexavalent chromium, mercury, PBB, PBDE, DBP, BBP, DEHP, DIBP, and 0.01% for cadmium, or qualify for an exemption to these limits as defined in the Annexes of Directive 2011/65/EU (RoHS2). Finished electrical and electronic equipment products will be CE marked as required by Directive 2011/65/EU. Components may not be CE marked. Additionally, the part numbers that TE has identified as EU ELV compliant have a maximum concentration of 0.1% by weight in homogenous materials for lead, hexavalent chromium, and mercury, and 0.01% for cadmium, or qualify for an exemption to these limits as defined in the Annexes of Directive 2000/53/EC (ELV). Regarding the REACH Regulation, the information TE provides on SVHC in articles for this part number is based on the latest European Chemicals Agency (ECHA) 'Guidance on requirements for substances in articles' posted at this URL: <https://echa.europa.eu/guidance-documents/guidance-on-reach>

### Compatible Parts



### Also in the Series | RAST 5 IDC Connectors



### Customers Also Bought





## Documents

### Product Drawings

#### BOTTOM-ENTRY SMC-PCB CONTACT

English

---

### CAD Files

#### 3D PDF

3D

#### Customer View Model

[ENG\\_CVM\\_CVM\\_1418578-2\\_E\\_c-1418578-2-e.2d\\_dxf.zip](#)

English

#### Customer View Model

[ENG\\_CVM\\_CVM\\_1418578-2\\_E\\_c-1418578-2-e.3d\\_igs.zip](#)

English

#### Customer View Model

[ENG\\_CVM\\_CVM\\_1418578-2\\_E\\_c-1418578-2-e.3d\\_stp.zip](#)

English

By downloading the CAD file I accept and agree to the [Terms and Conditions](#) of use.

---

### Product Specifications

#### Product Specification

English