

1415547-4 ✓ ACTIVE

SCHRACK


TE Internal #: 1415547-4

Power Relays, Standard, Monostable, DC, 500 mW Coil Power Rating DC, 256 Ω Coil Resistance, 12 VDC Coil Voltage, 1 Form C (CO)

[View on TE.com >](#)



Relays, Contactors & Switches > Relays > Power Relays



Power Relay Type: **Standard**

Coil Magnetic System: **Monostable, DC**

Coil Power Rating DC: **500 mW**

Coil Resistance: **256 Ω**

Coil Voltage Rating: **12 VDC**

Features

Product Type Features

Power Relay Type	Standard
------------------	----------

Configuration Features

Output Switching	Random
------------------	--------

Electrical Characteristics

Insulation Initial Dielectric Between Coil & Contact Class	4000 V
Actuating System	DC
Insulation Initial Dielectric Between Open Contacts	1000 Vrms
Contact Limiting Short-Time Current	12 A
Coil Power Rating	.5 W
Insulation Creepage Class	8 mm
Coil Power Rating Class	500 – 600 mW
Logic Voltage	12 VDC
Insulation Initial Dielectric Between Contacts & Coil	4000 Vrms
Contact Limiting Making Current	12 A



Insulation Creepage Between Contact & Coil	8 mm
Contact Limiting Continuous Current	12 A
Contact Limiting Breaking Current	12 A
Coil Current	.047 A
Coil Magnetic System	Monostable, DC
Coil Power Rating DC	500 mW
Coil Resistance	256 Ω
Coil Voltage Rating	12 VDC
Contact Switching Load (Min)	100mA @ 24V
Contact Switching Voltage (Max)	300 VDC
Contact Voltage Rating	30 VDC

Body Features

Product Weight	18 g
----------------	------

Contact Features

Contact Plating Material	Silver Nickel
Contact Arrangement	1 Form C (CO)
Contact Current Class	10 – 15 A
Contact Current Rating (Max)	12 A
Contact Material	AgNi90/10
Contact Number of Poles	1
Relay Terminal Type	PCB-THT

Termination Features

Relay Termination Type	Printed Circuit Terminals
------------------------	---------------------------

Mechanical Attachment

Relay Mounting Type	Printed Circuit Board
---------------------	-----------------------

Dimensions

Length Class (Mechanical)	25 – 30 mm
Base Dimensions	29x12.6 mm
Height Class (Mechanical)	25 – 30 mm
Insulation Clearance Between Contact & Coil	8 mm
Dimensions (L x W x H) (Approximate)	29 x 12.6 x 25.5 mm
Insulation Clearance Class	8 mm



Width Class (Mechanical)	12 – 16 mm
Product Width	12.6 mm
Product Length	29 mm
Product Height	25.5 mm

Usage Conditions

Environmental Ambient Temperature (Max)	70 °C
Environmental Ambient Temperature Class	-40 – 70 °C
Operating Temperature Range	-40 – 70 °C

Packaging Features

Packaging Method	Box & Tube
------------------	------------

Product Compliance

[For compliance documentation, visit the product page on TE.com>](#)

EU RoHS Directive 2011/65/EU	Compliant
EU ELV Directive 2000/53/EC	Compliant
China RoHS 2 Directive MIIT Order No 32, 2016	No Restricted Materials Above Threshold
EU REACH Regulation (EC) No. 1907/2006	Current ECHA Candidate List: JUNE 2023 (235) Candidate List Declared Against: JUNE 2023 (235) SVHC > Threshold: Methanone, (diphenylphosphinyl)(2,4,6-trimethylphenyl)- (2% in Component Part) Article Safe Usage Statements: Wash thoroughly after handling. Do not handle until all safety precautions have been read and understood. Recycle if possible and dispose of the article by following all applicable governmental regulations relevant to your geographic location.
Halogen Content	Not Low Halogen - contains Br or Cl > 900 ppm.
Solder Process Capability	Not reviewed for solder process capability


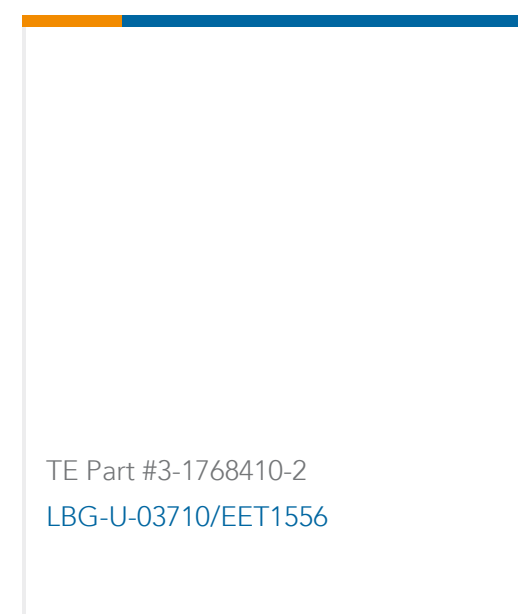
Product Compliance Disclaimer

This information is provided based on reasonable inquiry of our suppliers and represents our current actual knowledge based on the information they provided. This information is subject to change. The part numbers that TE has identified as EU RoHS compliant have a maximum concentration of 0.1% by weight in homogenous materials for lead, hexavalent chromium, mercury, PBB, PBDE, DBP, BBP, DEHP, DIBP, and 0.01% for cadmium, or qualify for an exemption to these limits as defined in the Annexes of Directive 2011/65/EU (RoHS2). Finished electrical and electronic equipment products will be CE marked as required by Directive 2011/65/EU. Components may not be CE marked. Additionally, the part numbers that TE has identified as EU ELV compliant have a maximum concentration of 0.1% by weight in homogenous materials for lead, hexavalent chromium, and mercury, and 0.01% for cadmium, or qualify for an exemption to these limits as defined in the Annexes of Directive 2000/53/EC (ELV). Regarding the REACH Regulation, the information TE provides on SVHC in articles for this part number is based on the latest European Chemicals Agency (ECHA) 'Guidance on requirements for substances in articles' posted at this URL: <https://echa.europa.eu/guidance-documents/guidance-on-reach>

Compatible Parts



Customers Also Bought



Documents

[CAD Files](#)

[3D PDF](#)

[3D](#)

[Customer View Model](#)

[ENG_CVM_CVM_1415547-4_A.2d_dxf.zip](#)

English



Customer View Model

[ENG_CVM_CVM_1415547-4_A.3d_igs.zip](#)

English

Customer View Model

[ENG_CVM_CVM_1415547-4_A.3d_stp.zip](#)

English

By downloading the CAD file I accept and agree to the [Terms and Conditions](#) of use.

Datasheets & Catalog Pages

[PCB Accessories Industrial Power Relays](#)

English

[Power PCB Relay RPII/1](#)

English

Product Specifications

[Definitions General Purpose Relays](#)

English

Agency Approvals

[VDE Certificate](#)

English