



Relays, Contactors & Switches > Relays > Power Relays



Power Relay Type: **Industrial Panel Plug-In**

Coil Magnetic System: **Monostable, DC**

Coil Power Rating DC: **741 mW**

Coil Resistance: **777 Ω**

Coil Special Features: **Electrical Indicator, LED**

Features

Product Type Features

Power Relay Type	Industrial Panel Plug-In
------------------	--------------------------

Electrical Characteristics

Insulation Initial Dielectric Between Coil & Contact Class	1500 – 2500 V
Insulation Initial Dielectric Between Contacts & Coil	2500 Vrms
Actuating System	DC
Insulation Initial Dielectric Between Open Contacts	2500 Vrms
Contact Limiting Making Current	12 A
Contact Limiting Short-Time Current	6 A
Contact Limiting Continuous Current	6 A
Insulation Creepage Class	3 – 5.5 mm
Coil Power Rating Class	600 – 800 mW
Insulation Initial Dielectric Between Adjacent Contacts	2000 Vrms
Insulation Creepage Between Contact & Coil	4 mm[.157 in]
Contact Limiting Breaking Current	12 A
Coil Magnetic System	Monostable, DC
Coil Power Rating DC	741 mW
Coil Resistance	777 Ω
Coil Special Features	Electrical Indicator, LED



Coil Voltage Rating	24 VDC
Contact Switching Voltage (Max)	240 VAC
Contact Voltage Rating	240 VAC

Body Features

Product Weight	90 g[3.175 oz]
----------------	----------------

Contact Features

Contact Arrangement	4 Form C (CO)
Contact Current Class	5 – 10 A, 16 A
Contact Current Rating (Max)	6 A
Contact Material	AgNi90/10
Contact Number of Poles	4
Relay Terminal Type	Screw Terminals

Mechanical Attachment

Relay Mounting Type	DIN Rail
---------------------	----------

Dimensions

Insulation Clearance Class	2.5 – 4 mm
Insulation Clearance Between Contact & Coil	4 mm[.157 in]
Width Class (Mechanical)	25 – 30 mm
Product Width	27.2 mm[1.071 in]
Product Length	77 mm[3.031 in]
Product Height	78.3 mm[3.083 in]

Usage Conditions

Environmental Ambient Temperature Class	50 – 70 °C
Environmental Ambient Temperature (Max)	70 °C[158 °F]
Operating Temperature Range	-40 – 70 °C

Packaging Features

Packaging Method	Carton
------------------	--------

Product Compliance

For compliance documentation, visit the product page on [TE.com](#)>

EU RoHS Directive 2011/65/EU	Compliant
EU ELV Directive 2000/53/EC	Compliant



China RoHS 2 Directive MIIT Order No 32, 2016	No Restricted Materials Above Threshold
EU REACH Regulation (EC) No. 1907/2006	Current ECHA Candidate List: JUNE 2023 (235) Candidate List Declared Against: JUNE 2022 (224) Does not contain REACH SVHC
Halogen Content	Not Low Halogen - contains Br or Cl > 900 ppm.
Solder Process Capability	Not applicable for solder process capability

Product Compliance Disclaimer

This information is provided based on reasonable inquiry of our suppliers and represents our current actual knowledge based on the information they provided. This information is subject to change. The part numbers that TE has identified as EU RoHS compliant have a maximum concentration of 0.1% by weight in homogenous materials for lead, hexavalent chromium, mercury, PBB, PBDE, DBP, BBP, DEHP, DIBP, and 0.01% for cadmium, or qualify for an exemption to these limits as defined in the Annexes of Directive 2011/65/EU (RoHS2). Finished electrical and electronic equipment products will be CE marked as required by Directive 2011/65/EU. Components may not be CE marked. Additionally, the part numbers that TE has identified as EU ELV compliant have a maximum concentration of 0.1% by weight in homogenous materials for lead, hexavalent chromium, and mercury, and 0.01% for cadmium, or qualify for an exemption to these limits as defined in the Annexes of Directive 2000/53/EC (ELV). Regarding the REACH Regulation, the information TE provides on SVHC in articles for this part number is based on the latest European Chemicals Agency (ECHA) 'Guidance on requirements for substances in articles' posted at this URL: <https://echa.europa.eu/guidance-documents/guidance-on-reach>

Compatible Parts



TE Part # 1860517-5  
PT170R6 Jumper Bar


Also in the Series | SCHRACK Relay Package PT




Power Relays(33)

Customers Also Bought







TE Part #2213932-2  
SMT TB R/A HEADER, 3.5MM, 2 POS




TE Part #2-2198617-5  
Ni Plated Plastic Backshell, 25 Way, Str




TE Part #66741-5  
TYPE XII FEMALE CONT (STRIP)




TE Part #5-826947-0  
MOD2 PIN HEADER 50P



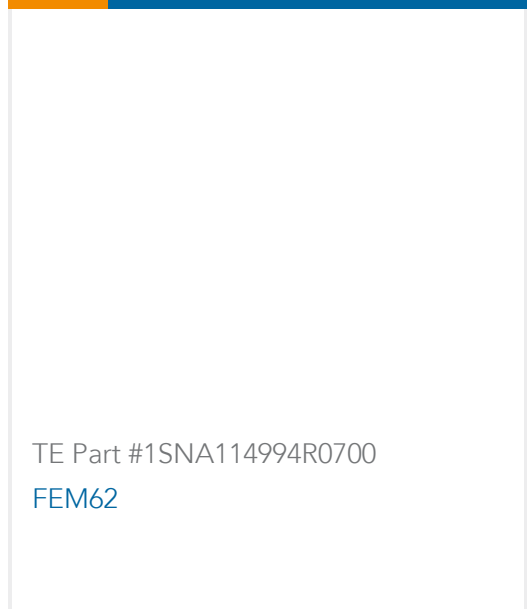
TE Part #2-1617031-3  
HFW1201K46 = M39016/6-209L




TE Part #3-640429-5  
05P MTA156 CONN ASSY 24AWG WHT



TE Part #1617352-5  
JM5C-26XLS=M39016/11-044L



TE Part #1SNA114994R0700  
FEM62



TE Part #EK0486-000  
SHF260-0113-00-0

Documents

- CAD Files
- 3D PDF
- 3D
- Customer View Model
- ENG\_CVM\_CVM\_1415535-9\_A.2d\_dxf.zip
- English
- Customer View Model
- ENG\_CVM\_CVM\_1415535-9\_A.3d\_igs.zip
- English
- Customer View Model
- ENG\_CVM\_CVM\_1415535-9\_A.3d\_stp.zip
- English

By downloading the CAD file I accept and agree to the [Terms and Conditions](#) of use.

- Datasheets & Catalog Pages
- Relay Package Package PT
- English

Product Specifications



Definitions General Purpose Relays

English

Agency Approvals

VDE Certificate

English