

1410968-3 ✓ ACTIVE

MULTIGIG RT | MULTIGIG RT 2

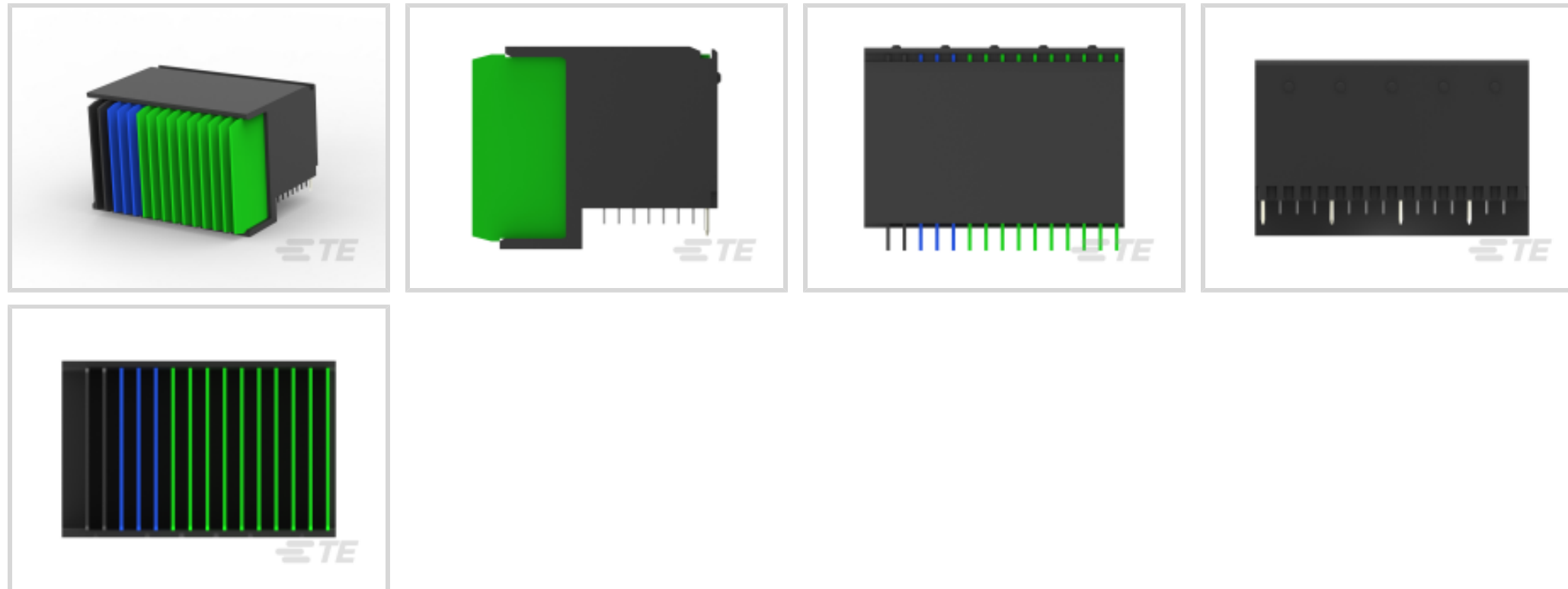
TE Internal #: 1410968-3

High Speed Backplane Connectors, 144 Position, Mating Alignment, Polarization Mating Alignment Type, 7 Row, 16 Column, PCB Mount Header, MULTIGIG RT 2

[View on TE.com >](#)



Connectors > PCB Connectors > Backplane Connectors > High Speed Backplane Connectors



Connector System: **Board-to-Board**

Number of Positions: **144**

Row-to-Row Spacing: **1.35 mm [.053 in]**

Mating Alignment: **With**

Mating Alignment Type: **Polarization**

Features

Product Type Features

Applied to Printed Circuit Board Type	Daughtercard
Connector System	Board-to-Board
PCB Connector Assembly Type	PCB Mount Header
Shroud Style	Fully Shrouded
Connector & Contact Terminates To	Printed Circuit Board

Configuration Features

Card Slot Centerline	20.3 mm [.8 in]
Backplane Architecture	Traditional Backplane
Number of Positions	144
Number of Rows	7
Number of Columns	16
PCB Mount Orientation	Right Angle
Guide Location	Center

Contact Features



Contact Current Rating (Max)	1 A
------------------------------	-----

Mechanical Attachment

Mating Alignment	With
Mating Alignment Type	Polarization
Connector Mounting Type	Board Mount

Housing Features

Number of Shrouded Sides	2
Centerline (Pitch)	1.8 mm[.071 in]

Dimensions

Row-to-Row Spacing	1.35 mm[.053 in]
--------------------	------------------

Usage Conditions

Operating Temperature Range	-55 – 105 °C[-67 – 221 °F]
-----------------------------	----------------------------

Operation/Application

Circuit Application	Power & Signal
---------------------	----------------

Product Compliance

[For compliance documentation, visit the product page on TE.com>](#)

EU RoHS Directive 2011/65/EU	Not Compliant
EU ELV Directive 2000/53/EC	Not Compliant
China RoHS 2 Directive MIIT Order No 32, 2016	Restricted Materials Above Threshold
EU REACH Regulation (EC) No. 1907/2006	Current ECHA Candidate List: JUNE 2023 (235) Candidate List Declared Against: JAN 2022 (223) SVHC > Threshold: Pb (7% in contact plating) Article Safe Usage Statements: Do not eat, drink or smoke when using this product. Wash thoroughly after handling. Recycle if possible and dispose of the article by following all applicable governmental regulations relevant to your geographic location.
Halogen Content	BFR/CFR/PVC Free, but Br/Cl >900 ppm in other sources.
Solder Process Capability	Not applicable for solder process capability

Product Compliance Disclaimer

This information is provided based on reasonable inquiry of our suppliers and represents our current actual knowledge based on the information they provided. This information is subject to change. The part numbers that TE has identified as EU RoHS compliant have a maximum concentration of 0.1% by weight in homogenous materials for lead, hexavalent chromium, mercury, PBB, PBDE, DBP, BBP, DEHP, DIBP, and 0.01% for cadmium, or qualify for an exemption to these limits as defined in the Annexes of Directive 2011/65/EU (RoHS2). Finished electrical and electronic equipment products



will be CE marked as required by Directive 2011/65/EU. Components may not be CE marked. Additionally, the part numbers that TE has identified as EU ELV compliant have a maximum concentration of 0.1% by weight in homogenous materials for lead, hexavalent chromium, and mercury, and 0.01% for cadmium, or qualify for an exemption to these limits as defined in the Annexes of Directive 2000/53/EC (ELV). Regarding the REACH Regulation, the information TE provides on SVHC in articles for this part number is based on the latest European Chemicals Agency (ECHA) 'Guidance on requirements for substances in articles' posted at this URL: <https://echa.europa.eu/guidance-documents/guidance-on-reach>

Compatible Parts




TE Part # 2000676-1
Keyed Guide Pin, Machined, Vita 46




TE Part # 2000713-1
RA Keyed Guide Mod, Vita 46,
Machined

Also in the Series | MULTIGIG RT 2



High Speed Backplane Connectors(42)

Customers Also Bought



TE Part #2102060-3
Mezalok, Pin, 114 p, 30 Au, TL



TE Part #1410188-3
MULTIGIG RT T2 7RW DC DF F-RGT




TE Part #1871058-4
PCI EXPRESS CONN. EON TYPE, 16




TE Part #2000676-7
Keyed Guide Pin, Machined



TE Part #2000973-1
Connector Kit, Rcpt, Backplane, MT,
V66.1



TE Part #2309390-2
VERT RECPT, MULTI-BEAM XLE, VITA
62



TE Part #2314581-1
VERT RECPT, MULTI-BEAM XLE, VITA
62



TE Part #1410137-2
MULTIGIG RT T2 .8" DC DF F-CTR



Documents

Product Drawings

[MULTIGIG RT2 7RW RTM DC DF CT](#)

English

CAD Files

[3D PDF](#)

3D

[Customer View Model](#)

[ENG_CVM_CVM_1410968-3_A.2d_dxf.zip](#)

English

[Customer View Model](#)

[ENG_CVM_CVM_1410968-3_A.3d_igs.zip](#)

English

[Customer View Model](#)

[ENG_CVM_CVM_1410968-3_A.3d_stp.zip](#)

English

By downloading the CAD file I accept and agree to the [Terms and Conditions](#) of use.

Datasheets & Catalog Pages

[High Speed Backplane Connectors catalog - MULTIGIG RT Connector](#)

English

[Board-Level Interconnects for Rugged Embedded Computing Brochure](#)

English

Product Specifications

[Product Specification](#)

English

Product Environmental Compliance

[TE Material Declaration](#)

English

Instruction Sheets

[Instruction Sheet \(U.S.\)](#)

English