

140814-2 ✓ ACTIVE

FASTON | FASTON 250

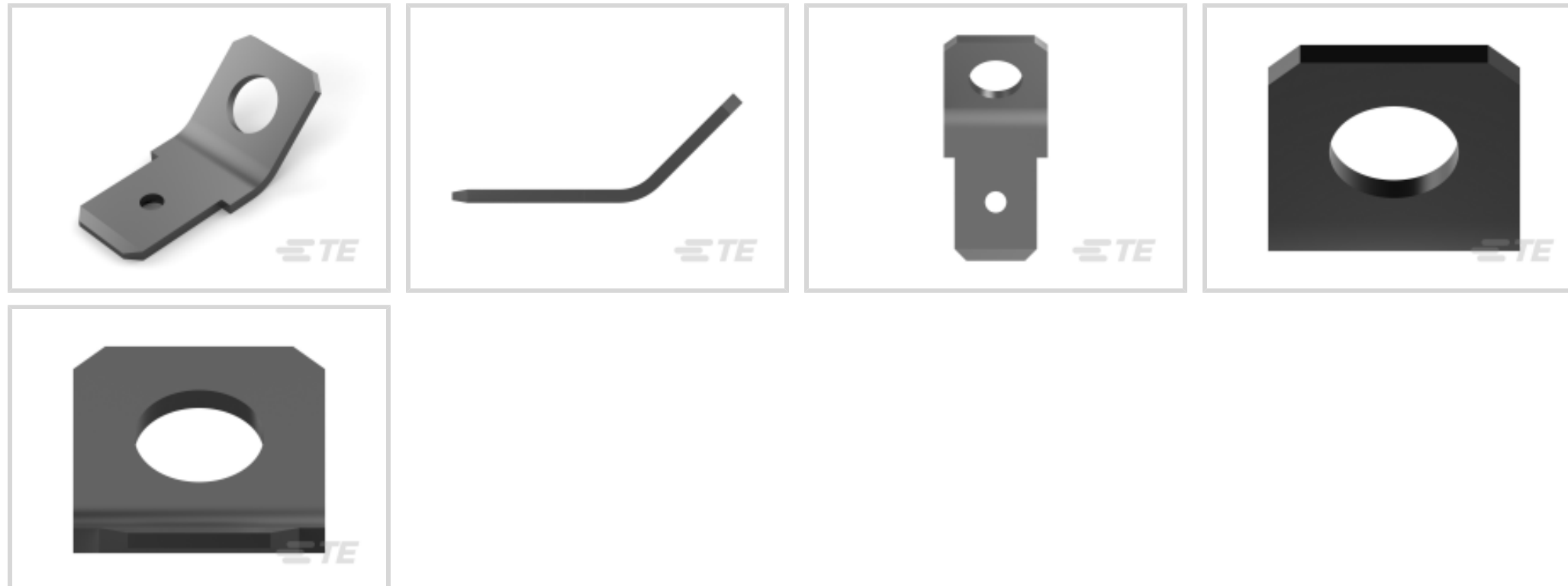
TE Internal #: 140814-2

PCB Terminals, Tab, Mating Tab Width .25 in [6.35 mm], PCB Hole Diameter 4.1 mm [.16 – .16 in], Through Hole - Screw, Tin Plating, Brass, FASTON 250

[View on TE.com >](#)



Terminals & Splices > PCB Terminals



PCB Terminal Type: **Tab**

Mating Tab Width: **6.35 mm [.25 in]**

Mating Tab Thickness: **.81 mm [.032 in]**

PCB Hole Diameter: **4.1 mm [.16 – .16 in]**

Termination Method to Printed Circuit Board: **Through Hole - Screw**

Features

Product Type Features

| | |
|-------------------|-----------|
| Terminal Features | Stud Hole |
|-------------------|-----------|

Contact Features

| | |
|---|-----------------|
| PCB Contact Termination Area Plating Material Thickness | 2 μm[78.74 μin] |
| Contact Mating Area Plating Material Thickness | 2 μm[78.74 μin] |
| PCB Terminal Type | Tab |
| Mating Tab Width | 6.35 mm[.25 in] |
| Mating Tab Thickness | .81 mm[.032 in] |
| Terminal Plating Material | Tin |
| Contact Underplating Material | Brass |
| Terminal Size | 6.35 |
| Terminal Orientation | 45 Bend |

Termination Features

| | |
|---|-----------------------|
| Termination Method to Printed Circuit Board | Through Hole - Screw |
| Product Terminates To | Printed Circuit Board |



Dimensions

| | |
|-----------------------------|---------------------|
| Terminal Material Thickness | .81 mm[.032 in] |
| Stud Diameter | 4.1 mm[.161 in] |
| PCB Hole Diameter | 4.1 mm[.16 – 16 in] |

Usage Conditions

| | |
|-----------------------------|----------------------------|
| Insulation Option | Uninsulated |
| Operating Temperature Range | -30 – 110 °C[-22 – 230 °F] |

Packaging Features

| | |
|--------------------|------|
| Packaging Quantity | 1000 |
| Packaging Method | Box |

Product Compliance

[For compliance documentation, visit the product page on TE.com>](#)





















| | |
|---|---|
| EU RoHS Directive 2011/65/EU | Compliant |
| EU ELV Directive 2000/53/EC | Compliant |
| China RoHS 2 Directive MIIT Order No 32, 2016 | No Restricted Materials Above Threshold |
| EU REACH Regulation (EC) No. 1907/2006 | Current ECHA Candidate List: JUNE 2023 (235) Candidate List Declared Against: JUNE 2023 (235) Does not contain REACH SVHC |
| Halogen Content | Low Halogen - Br, Cl, F, I < 900 ppm per homogenous material. Also BFR/CFR/PVC Free |
| Solder Process Capability | Not applicable for solder process capability |

Product Compliance Disclaimer

This information is provided based on reasonable inquiry of our suppliers and represents our current actual knowledge based on the information they provided. This information is subject to change. The part numbers that TE has identified as EU RoHS compliant have a maximum concentration of 0.1% by weight in homogenous materials for lead, hexavalent chromium, mercury, PBB, PBDE, DBP, BBP, DEHP, DIBP, and 0.01% for cadmium, or qualify for an exemption to these limits as defined in the Annexes of Directive 2011/65/EU (RoHS2). Finished electrical and electronic equipment products will be CE marked as required by Directive 2011/65/EU. Components may not be CE marked. Additionally, the part numbers that TE has identified as EU ELV compliant have a maximum concentration of 0.1% by weight in homogenous materials for lead, hexavalent chromium, and mercury, and 0.01% for cadmium, or qualify for an exemption to these limits as defined in the Annexes of Directive 2000/53/EC (ELV). Regarding the REACH Regulation, the information TE provides on SVHC in articles for this part number is based on the latest European Chemicals Agency (ECHA) 'Guidance on requirements for substances in articles' posted at this URL: <https://echa.europa.eu/guidance-documents/guidance-on-reach>

Compatible Parts



| | | | |
|--|---|---|---|
|  <p>TE Part # 725964-2 250 FASTON TAB TPBR</p> |  <p>TE Part # 60465-2 250 FASTON TAB TPBR</p> |  <p>TE Part # 726387-2 250 FASTON TAB TPBR</p> |  <p>TE Part # 60465-1 250 FASTON TAB BR</p> |
|  <p>TE Part # 63038-2 250 FASTON TAB BR</p> |  <p>TE Part # 928814-1 250 FASTON TAB TPBR</p> |  <p>TE Part # 726386-2 250 FASTON TAB TPBR</p> |  <p>TE Part # 216905-1 POSITIVE LOCK POWER RECEPTACLE TPPHRZ</p> |
|  <p>TE Part # 1217050-1 187 FASTON,TAB,TPBR</p> |  <p>TE Part # 141879-2 250 FASTON,TAB,TPBR</p> |  <p>TE Part # 60447-1 250 FASTON TAB BR</p> |  <p>TE Part # 5-1377174-2 SMP 0-0140814-2</p> |
|  <p>TE Part # 42822-4 250 FASTON TAB TPBR</p> |  <p>TE Part # 216926-1 POSITIVE LOCK 250 TAB PHBRZ</p> |  <p>TE Part # 1-1627156-0 TAB</p> |  <p>TE Part # 140759 250 FASTON,TAB,TPBR</p> |
|  <p>TE Part # 140732-2 250 FASTON,TAB,TPBR</p> |  <p>TE Part # 140734-2 250 FASTON,TAB,TPBR</p> |  <p>TE Part # 142241-2 250 FASTON,TAB,TPBR</p> |  <p>TE Part # 62162-1 187 FASTON TAB TPBR</p> |

Also in the Series | **FASTON 250**



Compression Connectors(4)



Crimp Terminal Housings(142)



Insertion & Extraction Tools(6)



Magnet Wire Terminals(1)



PCB Terminals(135)



Quick Disconnects(445)



Splices(4)

Customers Also Bought



TE Part #1969588-2
HSG, REC, FREE-HANGING, SINGLE ROW, EP2.5




TE Part #1-66360-5
III+ SKT, 18-14, TIN-LEAD, LP



TE Part #2213764-3
AV19 SPM 5A FIX RING LED WHITE 24V




TE Part #323011
TERMINAL, PIDG R SLTD 26-22 6



TE Part #2280298-1
MINI SAHT EP 2.5



TE Part #1969592-8
HSG, REC, FREE-HANGING, DUALROW, EP2.5



TE Part #827039-2
CIC. SOCKET ASSY.

Documents

CAD Files

Customer View Model

[ENG_CVM_CVM_140814-2_S.2d_dxf.zip](#)

English

3D PDF

3D

Customer View Model

[ENG_CVM_CVM_140814-2_S.3d_igs.zip](#)



English

Customer View Model

[ENG_CVM_CVM_140814-2_S.3d_stp.zip](#)

English

By downloading the CAD file I accept and agree to the [Terms and Conditions](#) of use.

Product Environmental Compliance

[MD_140814-2_02022017813_dmtec](#)

English

[MD_140814-2_02022017813_dmtec](#)

English