

1393819-4 ✓ ACTIVE

Axicom | Axicom Cradle Relay N

TE Internal #: 1393819-4

Signal Relays, 150 VDC Contact Voltage, 125 VAC Contact Voltage,
647 mW Coil Power (DC), Socket / Screw Mount, Plug-In / Solder,
Axicom Cradle Relay N

[View on TE.com >](#)



Relays, Contactors & Switches > Relays > Signal Relays > Cradle N Signal Relay V23162



Contact Voltage Rating: **150 VDC**

Signal Relay Coil Power Rating (DC): **647 mW**

Signal Relay Mounting Type: **Screw Mount, Socket**

Signal Relay Terminal Type: **Plug-In, Solder**

[All Cradle N Signal Relay V23162 \(28\)](#)

Features

Product Type Features

Relay Type	Cradle N Relay V23154/V23162
Relay Style	Cradle N Relay
Product Type	Relay

Electrical Characteristics

Coil Power Rating Class	600 – 800 mW
Actuating System	DC
Input Voltage	150 VDC
Insulation Initial Dielectric Between Open Contacts	500 Vrms
Contact Limiting Short-Time Current	2 A
Insulation Initial Dielectric Between Contacts and Coil	1000 Vrms
Insulation Initial Dielectric Between Coil/Contact Class	500 – 1000 V
Insulation Initial Dielectric Between Adjacent Contacts	500 Vrms
Power Consumption	800 mW
Contact Limiting Making Current	2 A
Coil Resistance	890 Ω
Contact Limiting Continuous Current	2 A
Coil Type	Monostable
Contact Limiting Breaking Current	2 A



Contact Voltage Rating	150 VDC
Signal Relay Coil Power Rating (DC)	647 mW
Signal Relay Coil Voltage Rating	24 VDC
Signal Relay Contact Switching Voltage (Max)	150 VDC
Signal Relay Coil Magnetic System	Monostable, DC

Body Features

Weight	35 g[1.058 oz]
--------	----------------

Contact Features

Contact Plating Material	Gold Flash
Contact Current Class	0 – 2 A
Contact Special Features	Single Contact
Signal Relay Terminal Type	Plug-In, Solder
Signal Relay Contact Current Rating	2 A
Contact Material	Ag, Gold Flashed
Contact Number of Poles	4

Termination Features

Termination Type	Solder Terminals
------------------	------------------

Mechanical Attachment

Signal Relay Mounting Type	Screw Mount, Socket
----------------------------	---------------------

Dimensions

Width Class (Mechanical)	16 – 20 mm
Width	19 mm[.748 in]
Height	30 mm[1.181 in]
Length Class (Mechanical)	25 – 30 mm
Height Class (Mechanical)	25 – 30 mm
Length	30 mm[1.181 in]
Dimensions (L x W x H) (Approximate)	19 x 30 x 30 mm[.748 x 1.181 x 1.181 in]

Usage Conditions

Environmental Ambient Temperature (Max)	70 °C[158 °F]
Environmental Ambient Temperature Class	50 – 70°C
Operating Temperature Range	-40 – 70 °C

Packaging Features



Packaging Method	Box & Carton
------------------	--------------

Product Compliance

[For compliance documentation, visit the product page on TE.com>](#)

EU RoHS Directive 2011/65/EU	Compliant
EU ELV Directive 2000/53/EC	Compliant
China RoHS 2 Directive MIIT Order No 32, 2016	No Restricted Materials Above Threshold
EU REACH Regulation (EC) No. 1907/2006	Current ECHA Candidate List: JUNE 2023 (235) Candidate List Declared Against: JAN 2023 (233) Does not contain REACH SVHC
Halogen Content	Low Halogen - Br, Cl, F, I < 900 ppm per homogenous material. Also BFR/CFR/PVC Free
Solder Process Capability	Wave solder capable to 265°C


Product Compliance Disclaimer

This information is provided based on reasonable inquiry of our suppliers and represents our current actual knowledge based on the information they provided. This information is subject to change. The part numbers that TE has identified as EU RoHS compliant have a maximum concentration of 0.1% by weight in homogenous materials for lead, hexavalent chromium, mercury, PBB, PBDE, DBP, BBP, DEHP, DIBP, and 0.01% for cadmium, or qualify for an exemption to these limits as defined in the Annexes of Directive 2011/65/EU (RoHS2). Finished electrical and electronic equipment products will be CE marked as required by Directive 2011/65/EU. Components may not be CE marked. Additionally, the part numbers that TE has identified as EU ELV compliant have a maximum concentration of 0.1% by weight in homogenous materials for lead, hexavalent chromium, and mercury, and 0.01% for cadmium, or qualify for an exemption to these limits as defined in the Annexes of Directive 2000/53/EC (ELV). Regarding the REACH Regulation, the information TE provides on SVHC in articles for this part number is based on the latest European Chemicals Agency (ECHA) 'Guidance on requirements for substances in articles' posted at this URL: <https://echa.europa.eu/guidance-documents/guidance-on-reach>

Compatible Parts



Also in the Series | [Axicom Cradle Relay N](#)



Signal Relays(100)

Customers Also Bought



TE Part #6-1393809-5
Signal Relays: 5 Amp, Monostable DC



TE Part #5053194052
RNF-100-1/2-0-SP




TE Part #E661373001
100G0111-1.00-0CK0226




TE Part #CQ20563001
100G0111-0.50-9CK0226



TE Part #721133-000
TTMS-4.8-4



TE Part #1-1555130-1
HVTE-AED-302



TE Part #1-2004351-1
HVTT-AUG-214



TE Part #1-2004352-1
HVTT-AUG-215



TE Part #1-2004603-1
HVTE-AEF-214

Documents

CAD Files

3D PDF

3D

Customer View Model

[ENG_CVM_CVM_1393819-4_A.2d_dxf.zip](#)

English

Customer View Model

[ENG_CVM_CVM_1393819-4_A.3d_igs.zip](#)

1393819-4

Signal Relays, 150 VDC Contact Voltage, 125 VAC Contact Voltage, 647 mW Coil Power (DC), Socket / Screw Mount, Plug-In / Solder, Axicom Cradle Relay N



English

Customer View Model

[ENG_CVM_CVM_1393819-4_A.3d_stp.zip](#)

English

By downloading the CAD file I accept and agree to the [Terms and Conditions](#) of use.

Product Specifications

[Product Specification](#)

English