

V23047A1005A501 ✓ ACTIVE

SCHRACK | SCHRACK SR2

TE Internal #: 1393258-2

Power Relays, Force-Guided, Monostable, DC, 700 mW Coil Power Rating DC, 36  $\Omega$  Coil Resistance, 5 VDC Coil Voltage, 2 Form C (CO), SCHRACK SR2

[View on TE.com >](#)



Relays, Contactors & Switches > Relays > Power Relays > Force Guided Relay with 2 contacts



Power Relay Type: **Force-Guided**

Coil Magnetic System: **Monostable, DC**

Coil Power Rating DC: **700 mW**

Coil Resistance: **36  $\Omega$**

Coil Voltage Rating: **5 VDC**

[All Force Guided Relay with 2 contacts \(33\)](#)

## Features

### Product Type Features

Power Relay Type	Force-Guided
------------------	--------------

### Electrical Characteristics

Insulation Initial Dielectric Between Coil & Contact Class	3500 – 4000 V
--	---------------

Insulation Initial Dielectric Between Open Contacts	1500 Vrms
---	-----------

Contact Limiting Making Current	6 A
---------------------------------	-----

Contact Limiting Short-Time Current	6 A
-------------------------------------	-----

Contact Limiting Continuous Current	6 A
-------------------------------------	-----

Insulation Creepage Class	5.5 – 8 mm
---------------------------	------------

Coil Power Rating Class	600 – 800 mW
-------------------------	--------------

Insulation Initial Dielectric Between Adjacent Contacts	3000 Vrms
---	-----------

Insulation Initial Dielectric Between Contacts & Coil	4000 Vrms
---	-----------

Insulation Creepage Between Contact & Coil	8 mm [.315 in]
--	----------------

Contact Limiting Breaking Current	6 A
-----------------------------------	-----

Coil Magnetic System	Monostable, DC
----------------------	----------------

Coil Power Rating DC	700 mW
----------------------	--------

Coil Resistance	36 $\Omega$
-----------------	-------------

Coil Voltage Rating	5 VDC
---------------------	-------

Contact Switching Load (Min)	10mA @ 5V
------------------------------	-----------

Contact Switching Voltage (Max)	400 VAC
---------------------------------	---------

Contact Voltage Rating	250 VAC
------------------------	---------

### Body Features

Product Weight	20 g[.706 oz]
----------------	---------------

### Contact Features

Contact Special Features	Force Guided Contacts
--------------------------	-----------------------

Contact Arrangement	2 Form C (CO)
---------------------	---------------

Contact Current Class	5 – 10 A
-----------------------	----------

Contact Current Rating (Max)	6 A
------------------------------	-----

Contact Material	AgNi
------------------	------

Contact Number of Poles	2
-------------------------	---

Relay Terminal Type	PCB-THT
---------------------	---------

### Mechanical Attachment

Relay Mounting Type	Printed Circuit Board
---------------------	-----------------------

### Dimensions

Length Class (Mechanical)	25 – 30 mm
---------------------------	------------

Insulation Clearance Class	5 – 8 mm
----------------------------	----------

Height Class (Mechanical)	25 – 30 mm
---------------------------	------------

Insulation Clearance Between Contact & Coil	8 mm[.315 in]
---	---------------

Width Class (Mechanical)	12 – 16 mm
--------------------------	------------

Product Width	12.6 mm[.496 in]
---------------	------------------

Product Length	29 mm[1.142 in]
----------------	-----------------

Product Height	25.5 mm[1.004 in]
----------------	-------------------

### Usage Conditions

Environmental Ambient Temperature Class	-25 – 70 °C
---	-------------

Environmental Ambient Temperature (Max)	70 °C[158 °F]
---	---------------

### Packaging Features

Packaging Method	Box & Tube, Tube
------------------	------------------

### Other

Comment	Well suited for emergency shut-off, machine control, elevator and escalator control, light barrier control
---------	--



## Product Compliance

[For compliance documentation, visit the product page on TE.com>](#)

EU RoHS Directive 2011/65/EU	Compliant
EU ELV Directive 2000/53/EC	Compliant
China RoHS 2 Directive MIIT Order No 32, 2016	No Restricted Materials Above Threshold
EU REACH Regulation (EC) No. 1907/2006	Current ECHA Candidate List: JUNE 2023 (235) Candidate List Declared Against: JUNE 2023 (235) SVHC > Threshold: Methanone, (diphenylphosphinyl)(2,4,6-trimethylphenyl)- (2% in Component Part) <b>Article Safe Usage Statements:</b> Wash thoroughly after handling. Do not handle until all safety precautions have been read and understood. Recycle if possible and dispose of the article by following all applicable governmental regulations relevant to your geographic location.
Halogen Content	Not Low Halogen - contains Br or Cl > 900 ppm.
Solder Process Capability	Wave solder capable to 260°C


### Product Compliance Disclaimer

This information is provided based on reasonable inquiry of our suppliers and represents our current actual knowledge based on the information they provided. This information is subject to change. The part numbers that TE has identified as EU RoHS compliant have a maximum concentration of 0.1% by weight in homogenous materials for lead, hexavalent chromium, mercury, PBB, PBDE, DBP, BBP, DEHP, DIBP, and 0.01% for cadmium, or qualify for an exemption to these limits as defined in the Annexes of Directive 2011/65/EU (RoHS2). Finished electrical and electronic equipment products will be CE marked as required by Directive 2011/65/EU. Components may not be CE marked. Additionally, the part numbers that TE has identified as EU ELV compliant have a maximum concentration of 0.1% by weight in homogenous materials for lead, hexavalent chromium, and mercury, and 0.01% for cadmium, or qualify for an exemption to these limits as defined in the Annexes of Directive 2000/53/EC (ELV). Regarding the REACH Regulation, the information TE provides on SVHC in articles for this part number is based on the latest European Chemicals Agency (ECHA) 'Guidance on requirements for substances in articles' posted at this URL: <https://echa.europa.eu/guidance-documents/guidance-on-reach>

## Compatible Parts

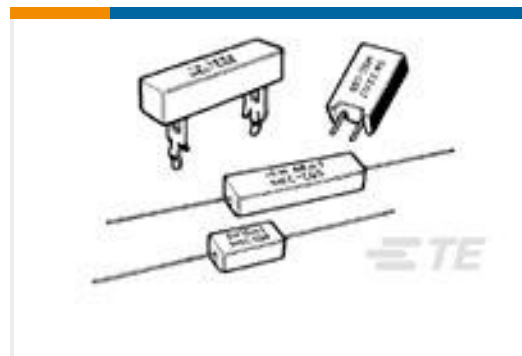



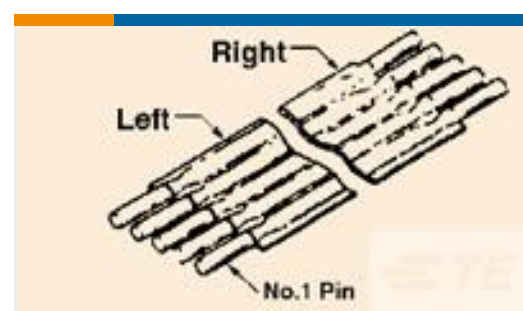


Also in the Series | **SCHRACK SR2**



Power Relays(33)

## Customers Also Bought

TE Part #1-1623783-3  
SQM7 47K 2% (METAL FILM)TE Part #1-1879073-0  
Power Resistor: Aluminum Housed, 75 WattTE Part #5532600-4  
CONN SEC II 31 POS 100 C/L R/ATE Part #2-1437186-4  
FST-21A-10TE Part #1721768-2  
PCH-105L2M-WGTE Part #2-1437186-7  
FST-21A-13

## Documents

### CAD Files

#### 3D PDF

3D

#### Customer View Model

[ENG\\_CVM\\_CVM\\_1393258-2\\_C.2d\\_dxf.zip](#)

English

#### Customer View Model

[ENG\\_CVM\\_CVM\\_1393258-2\\_C.3d\\_igs.zip](#)

English

#### Customer View Model

[ENG\\_CVM\\_CVM\\_1393258-2\\_C.3d\\_stp.zip](#)

English

By downloading the CAD file I accept and agree to the [Terms and Conditions](#) of use.

### Datasheets & Catalog Pages

#### SR2M

English



---

## Product Specifications

### Definitions General Purpose Relays

English

---

## Agency Approvals

### VDE Certificate

English