

W58-XB1A4A-1.50

✓ ACTIVE


TE Internal #: 1393249-6

Circuit Breakers, Thermal, Series Trip, White, Operating Voltage 250 VAC, Operating Voltage 50 VDC, 1.5A Current Rating, 1 Pole

[View on TE.com >](#)



Relays, Contactors & Switches > Circuit Breakers



Circuit Breaker Type: **Thermal**
Circuit Function: **Series Trip**
Illuminated: **No**
Actuator Color: **White**
Operating Voltage: **250 VAC**

Features

Product Type Features

Actuator Type	Push to Reset
Terminal Configuration	6.35 [.25] Straight Quick Connect Tab
Circuit Breaker Type	Thermal
Illuminated	No

Configuration Features

Circuit Function	Series Trip
Number of Poles	1

Electrical Characteristics

Operating Voltage	50 VDC
Current Rating	1.5 A
Interrupt Capacity	2000A @ 50VDC or 1000A @ 250VAC

Body Features

Actuator Color	White
----------------	-------

Contact Features

Trip Time at 200%	10 – 45 seconds
-------------------	-----------------



Mechanical Attachment

Mounting Hardware Packaging	Assembled to Bushing
Mounting Bushing	7/16 x .5 [12.7mm] Long
Mounting Options	Knurled Nut/Hex Nut

Identification Marking

Stamped Marking Type	Red Rate Marking
----------------------	------------------

Product Compliance

For compliance documentation, visit the product page on TE.com>

EU RoHS Directive 2011/65/EU	Compliant with Exemptions
EU ELV Directive 2000/53/EC	Not Compliant
China RoHS 2 Directive MIIT Order No 32, 2016	Restricted Materials Above Threshold
EU REACH Regulation (EC) No. 1907/2006	Current ECHA Candidate List: JUNE 2023 (235) Candidate List Declared Against: JAN 2021 (211) SVHC > Threshold: Cadmium oxide (7.95% in Contact) Article Safe Usage Statements: Use personal protective equipment as required. Do not eat, drink or smoke when using this product. Recycle if possible and dispose of the article by following all applicable governmental regulations relevant to your geographic location.
Halogen Content	Low Halogen - Br, Cl, F, I < 900 ppm per homogenous material. Also BFR/CFR/PVC Free
Solder Process Capability	Not applicable for solder process capability

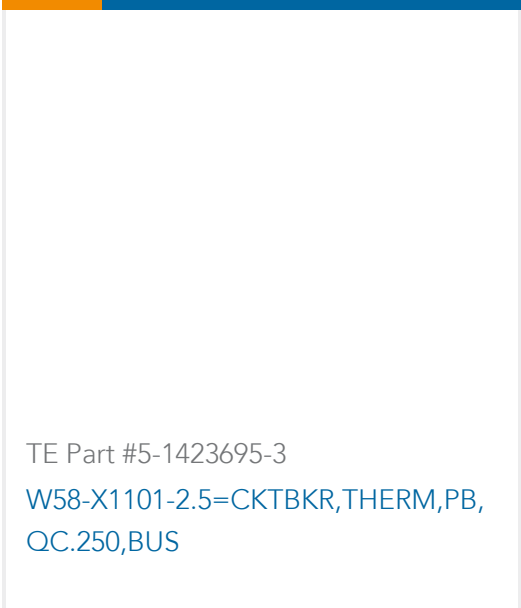
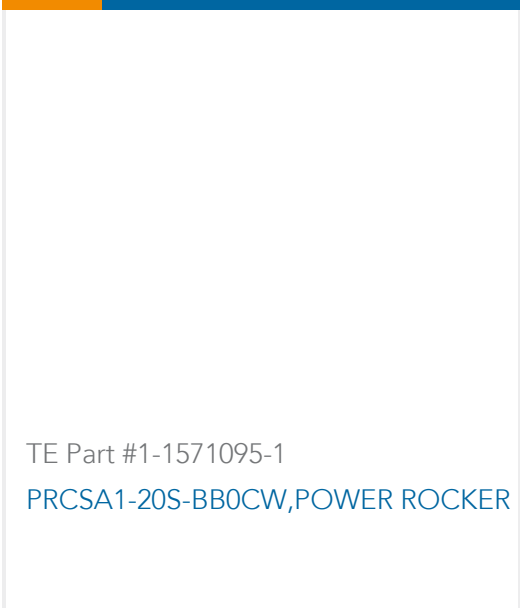
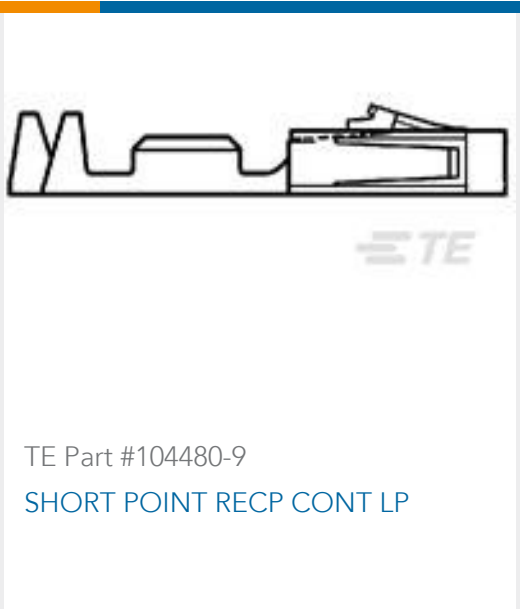
Product Compliance Disclaimer

This information is provided based on reasonable inquiry of our suppliers and represents our current actual knowledge based on the information they provided. This information is subject to change. The part numbers that TE has identified as EU RoHS compliant have a maximum concentration of 0.1% by weight in homogenous materials for lead, hexavalent chromium, mercury, PBB, PBDE, DBP, BBP, DEHP, DIBP, and 0.01% for cadmium, or qualify for an exemption to these limits as defined in the Annexes of Directive 2011/65/EU (RoHS2). Finished electrical and electronic equipment products will be CE marked as required by Directive 2011/65/EU. Components may not be CE marked. Additionally, the part numbers that TE has identified as EU ELV compliant have a maximum concentration of 0.1% by weight in homogenous materials for lead, hexavalent chromium, and mercury, and 0.01% for cadmium, or qualify for an exemption to these limits as defined in the Annexes of Directive 2000/53/EC (ELV). Regarding the REACH Regulation, the information TE provides on SVHC in articles for this part number is based on the latest European Chemicals Agency (ECHA) 'Guidance on requirements for substances in articles' posted at this URL: <https://echa.europa.eu/guidance-documents/guidance-on-reach>

Compatible Parts



Customers Also Bought



Documents

CAD Files

3D PDF

3D

Customer View Model

ENG_CVM_CVM_1393249-6_K.2d_dxf.zip

English

Customer View Model

ENG_CVM_CVM_1393249-6_K.3d_igs.zip

English



Customer View Model

[ENG_CVM_CVM_1393249-6_K.3d_stp.zip](#)

English

By downloading the CAD file I accept and agree to the [Terms and Conditions](#) of use.

Datasheets & Catalog Pages

[W58 Push To Reset Only Thermal Circuit Breaker](#)

English

[Flyer - UL1500 Ignition Protected Circuit Breakers](#)

English

Agency Approvals

[UL](#)

English