

1376386-1 ✓ ACTIVE



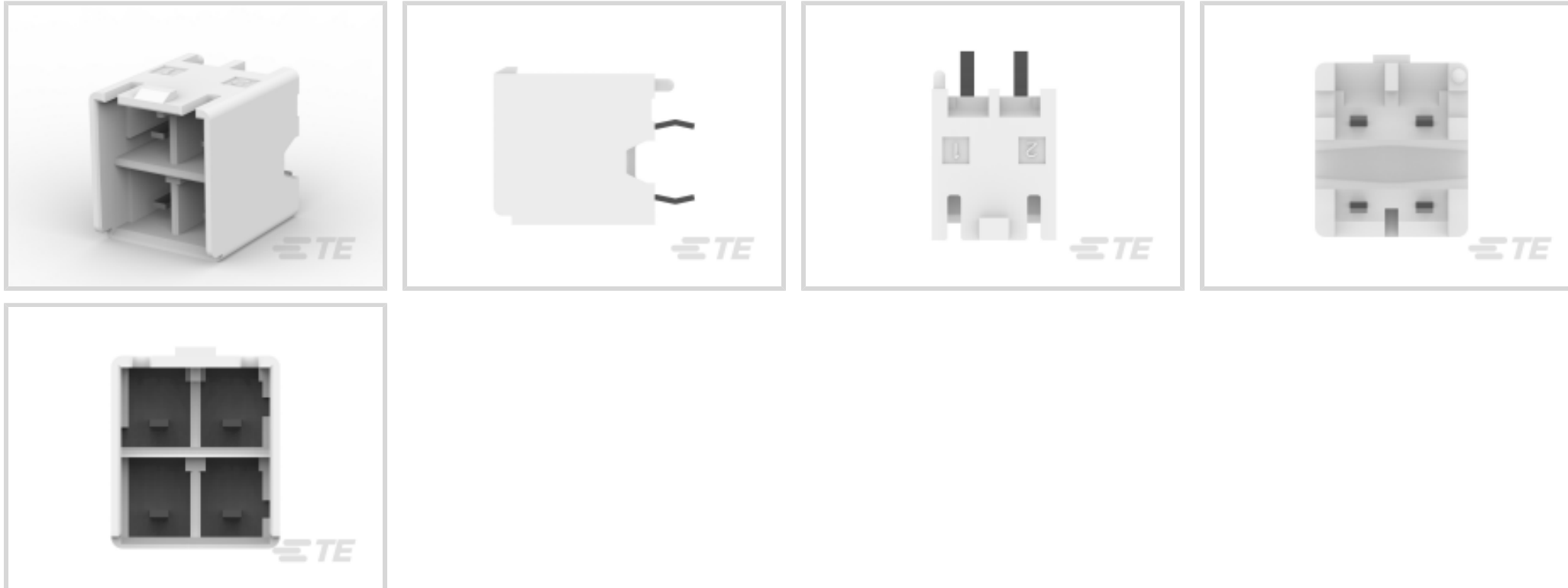
## Power Key 5.0

TE Internal #: 1376386-1

Rectangular Power Connectors, Header, Plug, Wire-to-Board, 4 Position, 5 mm [.197 in] Centerline, Printed Circuit Board, UL 94V-0, Power Key 5.0

[View on TE.com >](#)

Connectors > Power Connectors > Rectangular Power > Rectangular Power Connectors



Rectangular Power Connector Type: **Header**

Connector & Housing Type: **Plug**

Connector System: **Wire-to-Board**

Number of Positions: **4**

Centerline (Pitch): **5 mm [.197 in]**

### Features

#### Product Type Features

|                                   |                       |
|-----------------------------------|-----------------------|
| Header Type                       | Fully Shrouded        |
| Rectangular Power Connector Type  | Header                |
| Connector & Housing Type          | Plug                  |
| Connector System                  | Wire-to-Board         |
| Sealable                          | No                    |
| Connector & Contact Terminates To | Printed Circuit Board |

#### Configuration Features

|                            |   |
|----------------------------|---|
| Number of Positions        | 4 |
| Number of Power Positions  | 4 |
| Number of Signal Positions | 0 |
| Number of Rows             | 2 |

#### Electrical Characteristics

|                   |         |
|-------------------|---------|
| Operating Voltage | 300 VAC |
|-------------------|---------|

#### Contact Features



|  |   |
|--|---|
| Contact Mating Area Plating Material           | Tin                                     |
| Contact Current Rating (Max)                   | 9 A                                     |
| Contact Retention Within Housing               | Without                                 |
| Contact Type                                   | Tab                                     |
| PCB Contact Termination Area Plating Material  | Tin                                     |
| Contact Mating Area Plating Material Thickness | 1 $\mu\text{m}$ [39.37 $\mu\text{in}$ ] |

### Termination Features

|   |                       |
|---|-----------------------|
| Termination Method to Printed Circuit Board | Through Hole - Solder |
|---|-----------------------|

### Mechanical Attachment

|                         |             |
|-------------------------|-------------|
| Connector Mounting Type | Board Mount |
|-------------------------|-------------|

### Housing Features

|                    |               |
|--------------------|---------------|
| Centerline (Pitch) | 5 mm[.197 in] |
| Housing Color      | Natural       |
| Housing Material   | Nylon 66      |

### Dimensions

|                    |                 |
|--------------------|-----------------|
| Row-to-Row Spacing | 6.2 mm[.244 in] |
|--------------------|-----------------|

### Usage Conditions

|                             |  |
|-----------------------------|--|
| Operating Temperature Range | -30 – 105 $^{\circ}\text{C}$ [-22 – 221 $^{\circ}\text{F}$ ] |
|-----------------------------|--|

### Operation/Application

|                     |       |
|---------------------|-------|
| Circuit Application | Power |
|---------------------|-------|

### Industry Standards

|                        |                               |
|------------------------|-------------------------------|
| UL Flammability Rating | UL 94V-0                      |
| Glow Wire Rating       | Standard Part - Not Glow Wire |

### Packaging Features

|                    |     |
|--------------------|-----|
| Packaging Quantity | 100 |
| Packaging Method   | Bag |

### Product Compliance

[For compliance documentation, visit the product page on TE.com>](#)

|                              |           |
|------------------------------|-----------|
| EU RoHS Directive 2011/65/EU | Compliant |
| EU ELV Directive 2000/53/EC  | Compliant |











|   |   |
|---|---|
| China RoHS 2 Directive MIIT Order No 32, 2016 | No Restricted Materials Above Threshold   |
| EU REACH Regulation (EC) No. 1907/2006        | Current ECHA Candidate List: JUNE 2023 (235)<br>Candidate List Declared Against: JUNE 2023 (235)<br>Does not contain REACH SVHC |
| Halogen Content                               | Not Low Halogen - contains Br or Cl > 900 ppm.  |
| Solder Process Capability                     | Wave solder capable to 265°C  |

Product Compliance Disclaimer

This information is provided based on reasonable inquiry of our suppliers and represents our current actual knowledge based on the information they provided. This information is subject to change. The part numbers that TE has identified as EU RoHS compliant have a maximum concentration of 0.1% by weight in homogenous materials for lead, hexavalent chromium, mercury, PBB, PBDE, DBP, BBP, DEHP, DIBP, and 0.01% for cadmium, or qualify for an exemption to these limits as defined in the Annexes of Directive 2011/65/EU (RoHS2). Finished electrical and electronic equipment products will be CE marked as required by Directive 2011/65/EU. Components may not be CE marked. Additionally, the part numbers that TE has identified as EU ELV compliant have a maximum concentration of 0.1% by weight in homogenous materials for lead, hexavalent chromium, and mercury, and 0.01% for cadmium, or qualify for an exemption to these limits as defined in the Annexes of Directive 2000/53/EC (ELV). Regarding the REACH Regulation, the information TE provides on SVHC in articles for this part number is based on the latest European Chemicals Agency (ECHA) 'Guidance on requirements for substances in articles' posted at this URL: <https://echa.europa.eu/guidance-documents/guidance-on-reach>


### Compatible Parts

|  |   |  |   |
|--|---|--|---|
|  <p>TE Part # 1376392-1<br/>5MM POWER KEY 4P PLUG 2ROW NUT</p>  |  <p>TE Part # 1-1376437-2<br/>5MM POWER KEY 2P HDR ASSY RED</p> |  <p>TE Part # 1376437-1<br/>5MM POWER KEY 2P HDR ASSY NUT</p>   |  <p>TE Part # 2-1376437-3<br/>5MM POWER KEY 2P HDR ASSY BLUE</p> |
|  <p>TE Part # 1-2174298-2<br/>5mm POWER KEY 3P HDR ASSEMBLY</p> |  <p>TE Part # 1376386-2<br/>5mm B-T-W Conn. 4P(2row) HDR A</p>  |  <p>TE Part # 2-2174298-3<br/>5mm POWER KEY 3P HDR ASSEMBLY</p> |  <p>TE Part # 2174298-1<br/>5mm POWER KEY 3P HDR ASSEMBLY</p>    |


### Also in the Series | Power Key 5.0



Insertion &amp; Extraction Tools(1)



PCB Latches, Locks &amp; Retainers(4)



Power Contacts(4)



Rectangular Power Connectors(107)

## Customers Also Bought



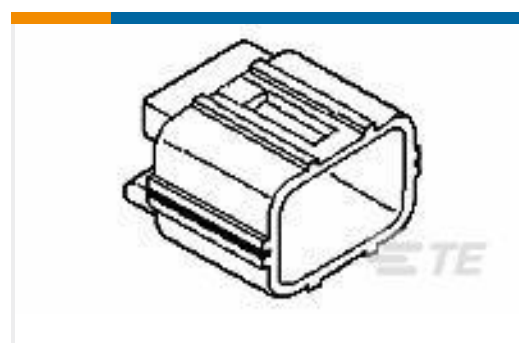
TE Part #1376392-1  
5MM POWER KEY 4P PLUG 2ROW  
NUT



TE Part #1-647401-2  
12P SL156 HSG W/RAMP,LRG OPEN



TE Part #1376385-1  
5mm B-T-W Conn. 6P HDR ASSEMBL



TE Part #1-174360-1  
E-J MK-2 CAP HSG 3P NATURAL



TE Part #1-1376386-2  
5mm B-T-W Conn. 4P(2row) HDR A



TE Part #794538-1  
09P UMNL CAP HSG 150C BLK



TE Part #1-1969543-0  
ASSY, HDR, VERT, 10P, DUAL ROW,  
EP2.5



TE Part #2822355-1  
070 TYPE RUBBER PLUG M

## Documents

### Product Drawings

[5mm B-T-W Conn. 4P\(2row\) HDR A](#)

English

[5mm B-T-W Conn. 4P\(2row\) HDR A](#)

English

### CAD Files

[3D PDF](#)

3D

Customer View Model

[ENG\\_CVM\\_CVM\\_1376386-1\\_E.2d\\_dxf.zip](#)

English

Customer View Model

[ENG\\_CVM\\_CVM\\_1376386-1\\_E.3d\\_igs.zip](#)

English

Customer View Model

[ENG\\_CVM\\_CVM\\_1376386-1\\_E.3d\\_stp.zip](#)



English

By downloading the CAD file I accept and agree to the [Terms and Conditions](#) of use.

### Datasheets & Catalog Pages

[SOFT\\_SHELL\\_PIN\\_SOCKET\\_CONNECTORS\\_STANDARD\\_DENSITY](#)

English

[1-1773881-9 Power Key Connector Quick Reference Guide](#)

English

### Product Specifications

[5.0 POWER KEY CONNECTOR](#)

Japanese

[Application Specification](#)

Japanese

### Product Environmental Compliance

[TE Material Declaration](#)

English

### Agency Approvals

[VDE Certificate](#)

English