

1376352-1 ✓ ACTIVE

AMP | TH/.025 Connector System

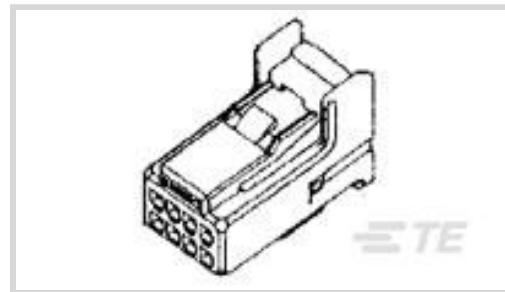
TE Internal #: 1376352-1

Housing for Female Terminals, Wire-to-Wire / Wire-to-Device /
Wire-to-Board, 8 Position, .087 in [2.2 mm] Centerline, TH/.025
Connector System

[View on TE.com >](#)



Connectors > Automotive Connectors > Automotive Housings > TH/.025 CONNECTOR SYSTEM, HOUSING



Connector System: **Wire-to-Board, Wire-to-Device, Wire-to-Wire**

Number of Positions: **8**

Connector & Housing Type: **Housing for Female Terminals**

Centerline (Pitch): **2.2 mm [.087 in]**

Sealable: **No**

[All TH/.025 CONNECTOR SYSTEM, HOUSING \(217\)](#)

Features

Product Type Features

Mixed & Hybrid Connector	No
Connector Shape	Rectangular
Connector System	Wire-to-Board, Wire-to-Device, Wire-to-Wire
Connector & Housing Type	Housing for Female Terminals
Sealable	No
Primary Locking Feature	On the Terminal

Configuration Features

Number of Positions	8
Number of Rows	2

Electrical Characteristics

Operating Voltage	12 VDC
Nominal Voltage Architecture	12 V

Body Features

Cable Exit Angle	180°
Primary Product Color	Natural

Contact Features



Contact Size	.64mm
Contact Type	Receptacle
Mating Tab Width	.64 mm[.025 in]

Mechanical Attachment

Terminal Position Assurance	Yes
Strain Relief	Without
Mating Alignment Type	Polarized
Mating Alignment	With
Connector Mounting Type	Cable Mount (Free-Hanging)

Housing Features

Housing Material	PBT
Centerline (Pitch)	2.2 mm[.087 in]

Dimensions

Connector Height	15.8 mm[.622 in]
Product Width	11 mm[.433 in]
Product Length	21 mm[.827 in]
Row-to-Row Spacing	5.6 mm[.22 in]

Usage Conditions

Operating Temperature (Max)	70 °C, 75 °C, 80 °C, 85 °C, 90 °C, 100 °C, 105 °C[158 °F][167 °F][176 °F][185 °F][194 °F][212 °F][221 °F]
Operating Temperature Range	-30 – 105 °C[-22 – 221 °F]

Operation/Application

Circuit Application	Signal
---------------------	--------

Industry Standards

UL Flammability Rating	UL 94HB
------------------------	---------

Packaging Features

Packaging Quantity	100
Packaging Method	Bag

Other

Serviceable	Yes
Connector Position Assurance Capable	No



Product Compliance

[For compliance documentation, visit the product page on TE.com>](#)

EU RoHS Directive 2011/65/EU	Compliant
EU ELV Directive 2000/53/EC	Compliant
China RoHS 2 Directive MIIT Order No 32, 2016	No Restricted Materials Above Threshold
EU REACH Regulation (EC) No. 1907/2006	Current ECHA Candidate List: JUNE 2023 (235) Candidate List Declared Against: JUNE 2023 (235) Does not contain REACH SVHC
Halogen Content	Low Halogen - Br, Cl, F, I < 900 ppm per homogenous material. Also BFR/CFR/PVC Free
Solder Process Capability	Not applicable for solder process capability

Product Compliance Disclaimer


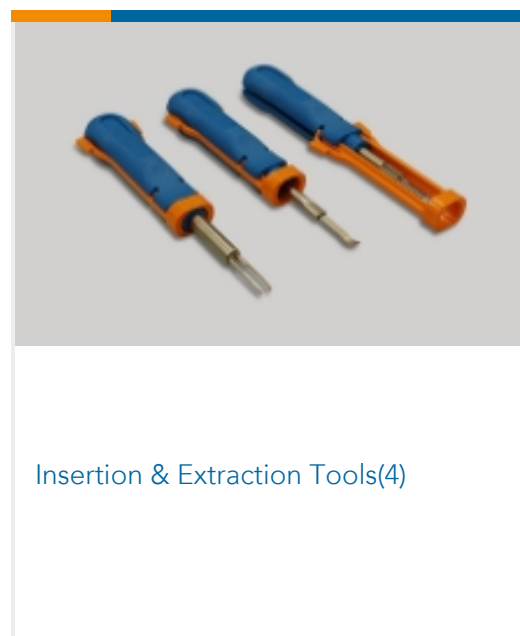

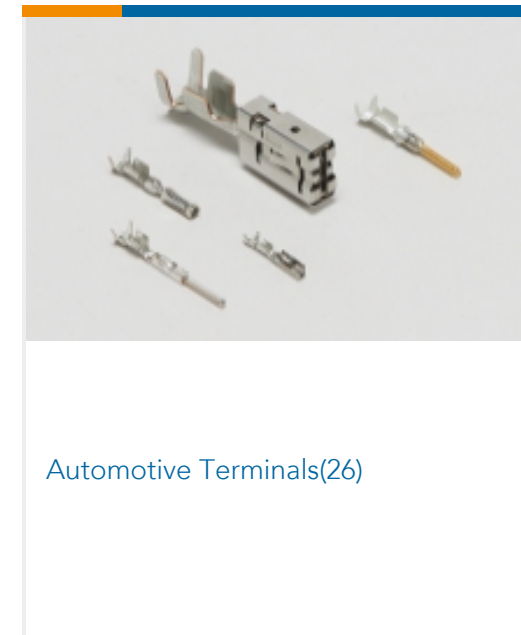
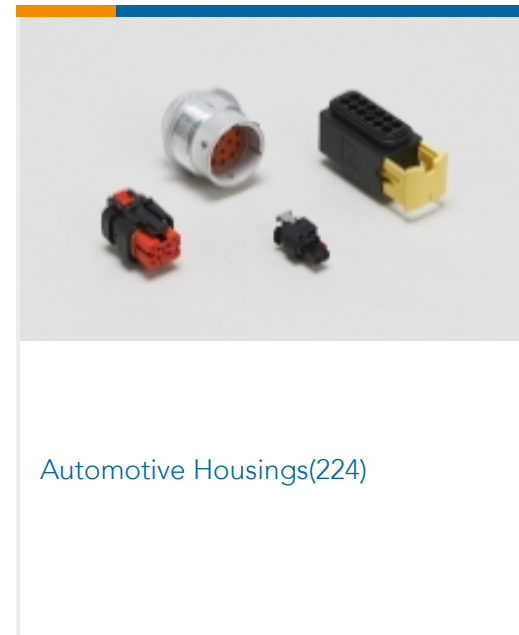
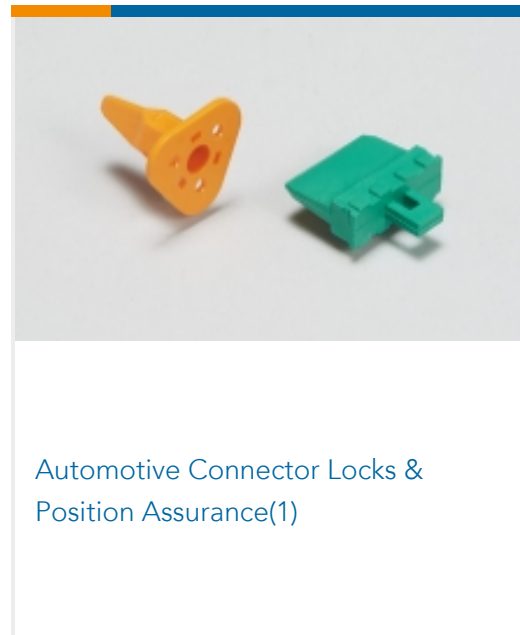
This information is provided based on reasonable inquiry of our suppliers and represents our current actual knowledge based on the information they provided. This information is subject to change. The part numbers that TE has identified as EU RoHS compliant have a maximum concentration of 0.1% by weight in homogenous materials for lead, hexavalent chromium, mercury, PBB, PBDE, DBP, BBP, DEHP, DIBP, and 0.01% for cadmium, or qualify for an exemption to these limits as defined in the Annexes of Directive 2011/65/EU (RoHS2). Finished electrical and electronic equipment products will be CE marked as required by Directive 2011/65/EU. Components may not be CE marked. Additionally, the part numbers that TE has identified as EU ELV compliant have a maximum concentration of 0.1% by weight in homogenous materials for lead, hexavalent chromium, and mercury, and 0.01% for cadmium, or qualify for an exemption to these limits as defined in the Annexes of Directive 2000/53/EC (ELV). Regarding the REACH Regulation, the information TE provides on SVHC in articles for this part number is based on the latest European Chemicals Agency (ECHA) 'Guidance on requirements for substances in articles' posted at this URL: <https://echa.europa.eu/guidance-documents/guidance-on-reach>

Compatible Parts

 <p>TE Part # CAT-SIGH262 Signal Header</p>	 <p>TE Part # CAT-T319-CH8172 TH/.025 CONNECTOR SYSTEM, HOUSING</p>	 <p>TE Part # CAT-PFSMTH9264 Press-Fit & SMT Header</p>	 <p>TE Part # CAT-T319-T273 TH/.025 CONNECTOR SYSTEM, RECPT AND TAB</p>
--	--	--	--

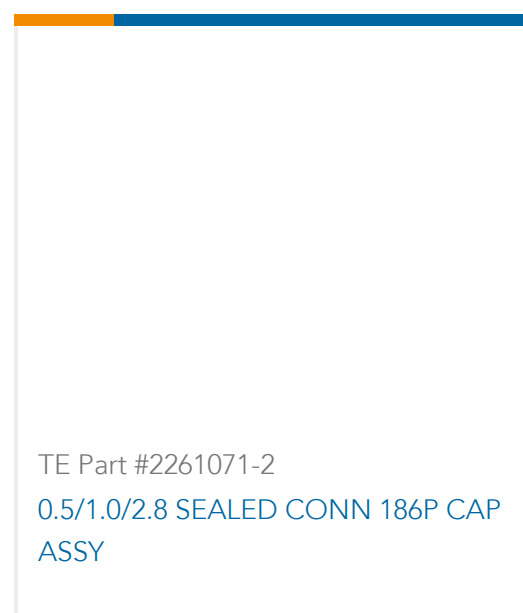


Also in the Series | TH/.025 Connector System



Customers Also Bought





Documents

Product Drawings

[025 I/O PLUG HSG ASSY 8P](#)

English

CAD Files

[3D PDF](#)

English

Customer View Model

[ENG_CVM_1376352-1_A1.2d_dxf.zip](#)

English

Customer View Model

[ENG_CVM_1376352-1_A1.3d_igs.zip](#)

English

Customer View Model

[ENG_CVM_1376352-1_A1.3d_stp.zip](#)

English

By downloading the CAD file I accept and agree to the [Terms and Conditions](#) of use.

Datasheets & Catalog Pages

[TH/.025 Connector Series](#)

English

Product Specifications

[Crimping of 025 Receptacle Contact](#)

Japanese

[Application Specification](#)

Japanese

Instruction Sheets

[Instruction Sheet \(non U.S.\)](#)

English

[Instruction Sheet \(non U.S.\)](#)

English

[Instruction Sheet \(non U.S.\)](#)

Japanese

[Instruction Sheet \(non U.S.\)](#)



English

[025\(0.64\)/375\(9.5\) HYBRID Connector](#)

English

[Instruction Sheet \(non U.S.\)](#)

English

[025\(0.64\)/375\(9.5\) HYBRID Connector](#)

English

[025 G Wire to Wire Connector](#)

Japanese

[Instruction Sheet \(non U.S.\)](#)

Japanese

[025 G Wire to Wire Connector](#)

Japanese

[Instruction Sheet \(non U.S.\)](#)

Japanese

[025\(0.64\)/187\(4.8\) I/O CONNECTOR](#)

Japanese

[Instruction Sheet \(non U.S.\)](#)

Japanese

[025\(0.64\)/187\(4.8\) I/O CONNECTOR](#)

Japanese

[Instruction Sheet \(non U.S.\)](#)

Japanese

[Instruction Sheet \(non U.S.\)](#)

Japanese