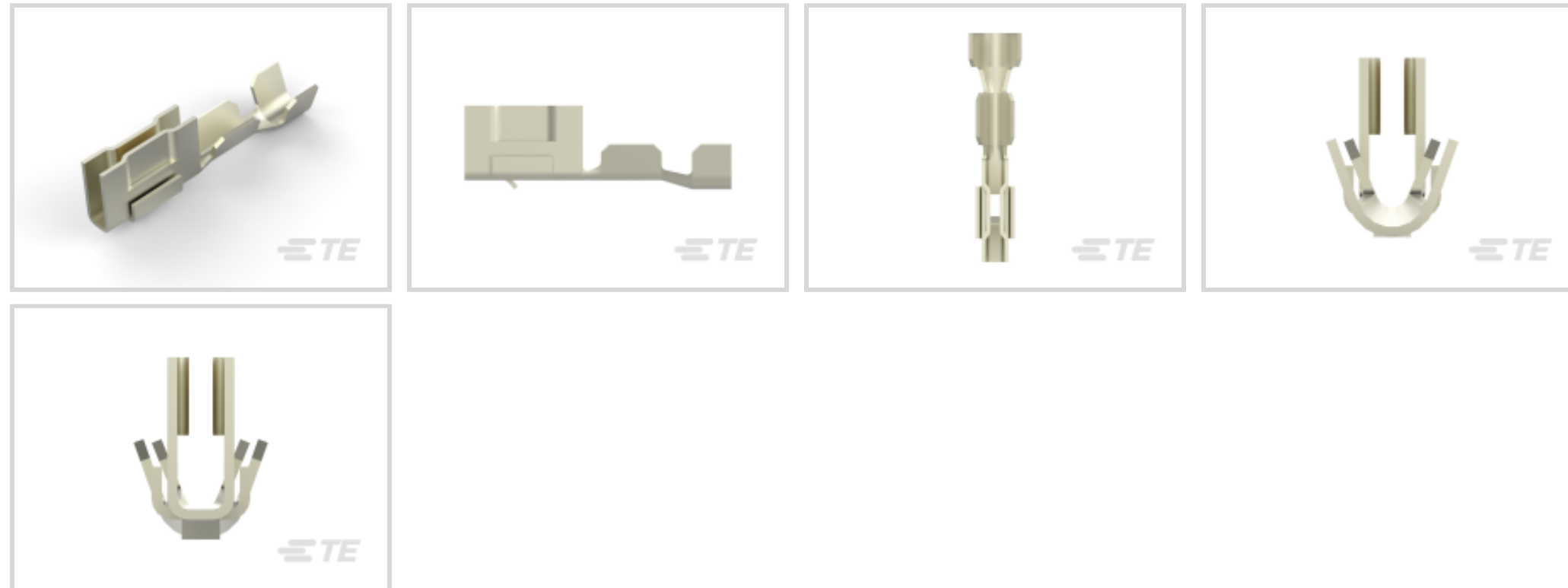




Connectors > PCB Connectors > Wire-to-Board Connectors > Wire-to-Board Connector Contacts



Contact Type: **Socket**

Connector System: **Wire-to-Board**

Wire Size: **.13 – .33 mm<sup>2</sup>**

Contact Mating Area Plating Material: **Gold**

## Features

### Product Type Features

Connector System	Wire-to-Board
Connector & Contact Terminates To	Wire & Cable

### Configuration Features

Compatible With Wire & Cable Type	Discrete Wire
-----------------------------------	---------------

### Electrical Characteristics

Operating Voltage	250 VAC
-------------------	---------

### Contact Features

Mating Square Post Dimension	.63 mm[.025 in]
Contact Retention Within Housing	With
Contact Underplating Material Thickness	1.27 μm[50 μin]
Wire Contact Termination Area Plating Thickness	.76 μm
Wire Contact Termination Area Plating Material	Gold Flash
Contact Mating Area Plating Material Thickness	.76 μm[29.92 μin]
Contact Underplating Material	Nickel



Contact Base Material	Phosphor Bronze
-----------------------	-----------------

Contact Type	Socket
--------------	--------

Contact Mating Area Plating Material	Gold
--------------------------------------	------

Contact Current Rating (Max)	4 A
------------------------------	-----

### Termination Features

Termination Method to Wire & Cable	Crimp
------------------------------------	-------

### Mechanical Attachment

Contact Retention Type Within Housing	Locking Lance
---------------------------------------	---------------

Connector Mounting Type	Cable Mount (Free-Hanging)
-------------------------	----------------------------

### Dimensions

Compatible Insulation Diameter Range	.89 – 1.65 mm [.035 – .065 in]
--------------------------------------	--------------------------------

Wire Size	.13 – .33 mm <sup>2</sup>
-----------	---------------------------

### Usage Conditions

Operating Temperature Range	-55 – 105 °C [-67 – 221 °F]
-----------------------------	-----------------------------

### Operation/Application

Circuit Application	Signal
---------------------	--------

### Packaging Features

Packaging Quantity	5500
--------------------	------

Packaging Method	Reel
------------------	------

### Other

Connector Contacts Comment	Gold Flash over Palladium Nickel or Gold (30) over Nickel
----------------------------	---

## Product Compliance

For compliance documentation, visit the product page on [TE.com](https://www.te.com)>

EU RoHS Directive 2011/65/EU	Compliant
------------------------------	-----------

EU ELV Directive 2000/53/EC	Compliant
-----------------------------	-----------

China RoHS 2 Directive MIIT Order No 32, 2016	No Restricted Materials Above Threshold
---	---

EU REACH Regulation (EC) No. 1907/2006	Current ECHA Candidate List: JUNE 2023 (235) Candidate List Declared Against: JUNE 2023 (235) Does not contain REACH SVHC
--	---

Halogen Content	Low Halogen - Br, Cl, F, I < 900 ppm per
-----------------	--

homogenous material. Also BFR/CFR/PVC Free

Solder Process Capability

Not applicable for solder process capability

Product Compliance Disclaimer

This information is provided based on reasonable inquiry of our suppliers and represents our current actual knowledge based on the information they provided. This information is subject to change. The part numbers that TE has identified as EU RoHS compliant have a maximum concentration of 0.1% by weight in homogenous materials for lead, hexavalent chromium, mercury, PBB, PBDE, DBP, BBP, DEHP, DIBP, and 0.01% for cadmium, or qualify for an exemption to these limits as defined in the Annexes of Directive 2011/65/EU (RoHS2). Finished electrical and electronic equipment products will be CE marked as required by Directive 2011/65/EU. Components may not be CE marked. Additionally, the part numbers that TE has identified as EU ELV compliant have a maximum concentration of 0.1% by weight in homogenous materials for lead, hexavalent chromium, and mercury, and 0.01% for cadmium, or qualify for an exemption to these limits as defined in the Annexes of Directive 2000/53/EC (ELV). Regarding the REACH Regulation, the information TE provides on SVHC in articles for this part number is based on the latest European Chemicals Agency (ECHA) 'Guidance on requirements for substances in articles' posted at this URL: <https://echa.europa.eu/guidance-documents/guidance-on-reach>

## Compatible Parts

TE Part # 58517-3  
PRO-CRIMPER II TOOL W/DIE SET

TE Part # 2305570-1  
Strip Terminal Cutter-Side Feed-No Crimp

TE Part # 2151011-1  
OCEAN\_2.0\_Applicator-S-042F070F

TE Part # 58517-4  
PRO-CRIMPER II DIE SET

TE Part # 91302-1  
CST-100 EXTRACTION TOOL

TE Part # 2151011-2  
OCEAN\_2.0\_Applicator-S-042F070F

TE Part # 5-2151011-1  
OCEAN\_2.0\_Applicator-S-042F070F

TE Part # 5-2151011-2  
OCEAN\_2.0\_Applicator-S-042F070F

TE Part # 7-2151011-1  
OCEAN\_2.0\_Applicator-S-042F070F

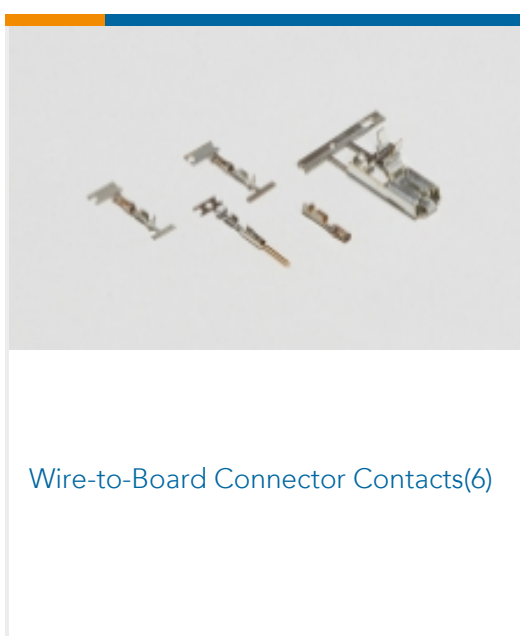
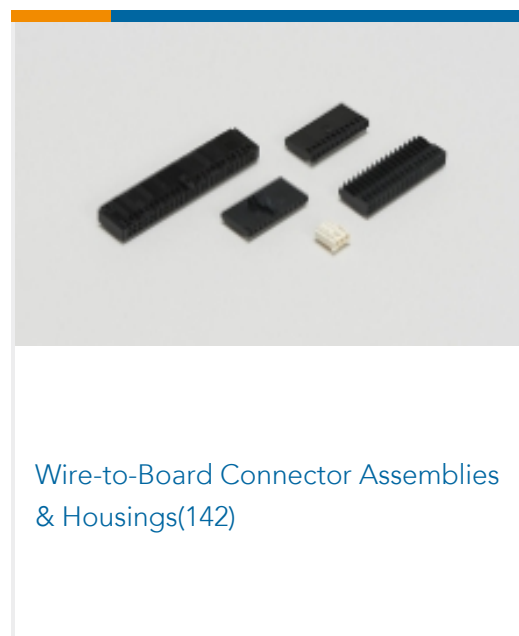



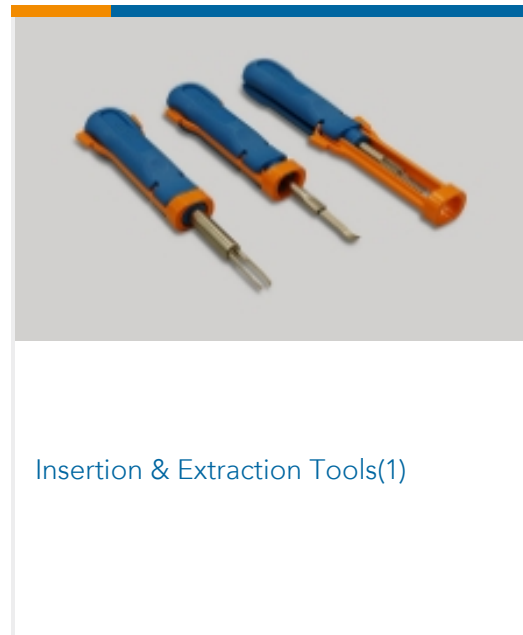

TE Part # 7-2151011-2  
OCEAN\_2.0\_Applicator-S-042F070F

TE Part # 7-2151011-7  
OCEAN\_2.0\_SPARE\_PART\_KIT-042F070F

TE Part # 7-2836880-7  
OC-042F070F-CRIMPTOOLINGKIT

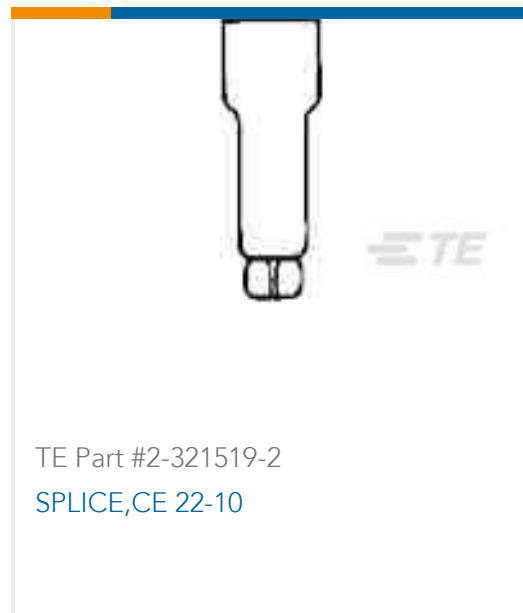


## Also in the Series | Economy Power



## Customers Also Bought





## Documents

### Product Drawings

[CST-100 II CONTACT 30 GOLD PLT](#)

English

### CAD Files

Customer View Model

[ENG\\_CVM\\_CVM\\_1375819-3\\_C.2d\\_dxf.zip](#)

English

[3D PDF](#)

3D

Customer View Model

[ENG\\_CVM\\_CVM\\_1375819-3\\_C.3d\\_igs.zip](#)

English

Customer View Model

[ENG\\_CVM\\_CVM\\_1375819-3\\_C.3d\\_stp.zip](#)

English

By downloading the CAD file I accept and agree to the [Terms and Conditions](#) of use.

### Product Specifications

[Application Specification](#)

English

### Product Environmental Compliance

[MD\\_1375819-3\\_01302019924\\_dmtec](#)

English

[MD\\_1375819-3\\_01302019924\\_dmtec](#)

English

### Instruction Sheets

[Instruction Sheet \(U.S.\)](#)

English