




Connectors > PCB Connectors > Board-to-Board Connectors > PC/104 Connectors



Connector System: **Board-to-Board**

Number of Positions: **104**

Centerline (Pitch): **2.54 mm [.1 in]**

Number of Loaded Positions: **104**

Connector & Contact Terminates To: **Printed Circuit Board**

Features

Product Type Features

Connector System	Board-to-Board
Connector & Contact Terminates To	Printed Circuit Board

Configuration Features

Stacking Configuration	Stack Through
Number of Positions	104
Number of Loaded Positions	104

Electrical Characteristics

Dielectric Withstanding Voltage (Max)	500 VAC
Insulation Resistance	1000 MΩ

Body Features

Primary Product Color	Black
-----------------------	-------

Contact Features

Contact Mating Area Plating Material	Gold
Contact Base Material	Phosphor Bronze
Contact Current Rating (Max)	3 A

Termination Features

Termination Post & Tail Length	12.27 mm[.483 in]
Termination Method to Printed Circuit Board	Through Hole - Press-Fit

Mechanical Attachment



PCB Mount Retention Type	Action/Compliant Tail
--------------------------	-----------------------

Connector Mounting Type	Board Mount
-------------------------	-------------

Housing Features

Housing Material	Nylon - GF
------------------	------------

Centerline (Pitch)	2.54 mm[.1 in]
--------------------	----------------

Usage Conditions

Operating Temperature Range	-55 – 105 °C[-67 – 221 °F]
-----------------------------	----------------------------

Operation/Application

Circuit Application	Signal
---------------------	--------

Industry Standards

UL Flammability Rating	UL 94V-0
------------------------	----------

Other

Board-to-Board Connectors Comment	Flat-rock insertable, See Specific Info Link for information on a PC/104 Extraction Tool.
-----------------------------------	---

Product Compliance

[For compliance documentation, visit the product page on TE.com>](#)

EU RoHS Directive 2011/65/EU	Compliant
------------------------------	-----------

EU ELV Directive 2000/53/EC	Compliant
-----------------------------	-----------

China RoHS 2 Directive MIIT Order No 32, 2016	No Restricted Materials Above Threshold
---	---

EU REACH Regulation (EC) No. 1907/2006	Current ECHA Candidate List: JUNE 2023 (235) Candidate List Declared Against: JUNE 2023 (235) Does not contain REACH SVHC
--	---

Halogen Content	Not Low Halogen - contains Br or Cl > 900 ppm.
-----------------	--


Solder Process Capability	Not applicable for solder process capability
---------------------------	--

Product Compliance Disclaimer

This information is provided based on reasonable inquiry of our suppliers and represents our current actual knowledge based on the information they provided. This information is subject to change. The part numbers that TE has identified as EU RoHS compliant have a maximum concentration of 0.1% by weight in homogenous materials for lead, hexavalent chromium, mercury, PBB, PBDE, DBP, BBP, DEHP, DIBP, and 0.01% for cadmium, or qualify for an exemption to these limits as defined in the Annexes of Directive 2011/65/EU (RoHS2). Finished electrical and electronic equipment products will be CE marked as required by Directive 2011/65/EU. Components may not be CE marked. Additionally, the part numbers that TE has identified as EU ELV compliant have a maximum concentration of 0.1% by weight in homogenous materials for lead, hexavalent chromium, and mercury, and 0.01% for cadmium, or qualify for an exemption to these limits as defined in the Annexes of Directive 2000/53/EC (ELV). Regarding the REACH Regulation, the information TE provides

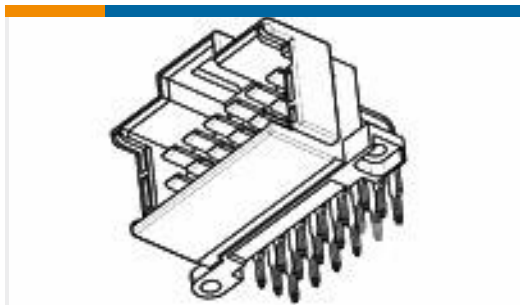
on SVHC in articles for this part number is based on the latest European Chemicals Agency (ECHA) 'Guidance on requirements for substances in articles' posted at this URL: <https://echa.europa.eu/guidance-documents/guidance-on-reach>

Compatible Parts



TE Part # 1375795-5
PC104 ASY STKTHRU UNKEYED


Customers Also Bought




TE Part #9-966140-2
MESSERLEISTE 15P



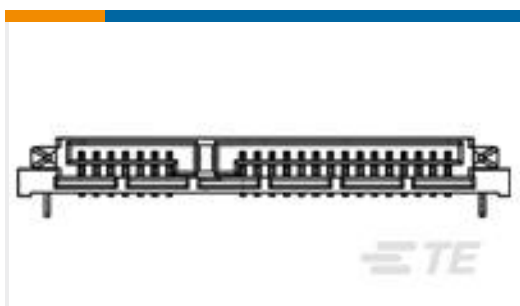
TE Part #1-1318983-6
DYNAMIC D-5200M ALPHA HDR
ASSY 4P XX AG



TE Part #5103310-6
A/L LOW PRO HDR 26P RA BLACK



TE Part #5-103361-2
04 MODII HDR SRRA SHRD LF



TE Part #2023246-2
ASS'Y SATA REC. R/A SMT TYPE 3.45H



TE Part #171822-7
EIS REC. HSG 7P-NATURAL




TE Part #3-1827231-6
.5FHR04H,440,B,GIG,08/Sn,HT,NS



TE Part #678853-000
CWT-7



TE Part #244836-E
SMCQ 12 M AB VW 8-13 CL * H007 137
E005



TE Part #2317171-1
AMPL REC, HD22, VERT, 15P,
THREADED

Documents

Product Drawings

PC104 ASY STKTHRU UNKEYED

English



CAD Files

3D PDF

English

Customer View Model

[ENG_CVM_1375795-2_H.2d_dxf.zip](#)

English

Customer View Model

[ENG_CVM_1375795-2_H.3d_igs.zip](#)

English

Customer View Model

[ENG_CVM_1375795-2_H.3d_stp.zip](#)

English

By downloading the CAD file I accept and agree to the [Terms and Conditions](#) of use.

Datasheets & Catalog Pages

[AMPMODU_INTERCONNECTION_SYSTEM_SECTION1AND2](#)

English

Product Specifications

[Application Specification](#)

English

Product Environmental Compliance

[TE Material Declaration](#)

English

Agency Approvals

[UL Report](#)

English