

131330 ✓ ACTIVE



## PIDG

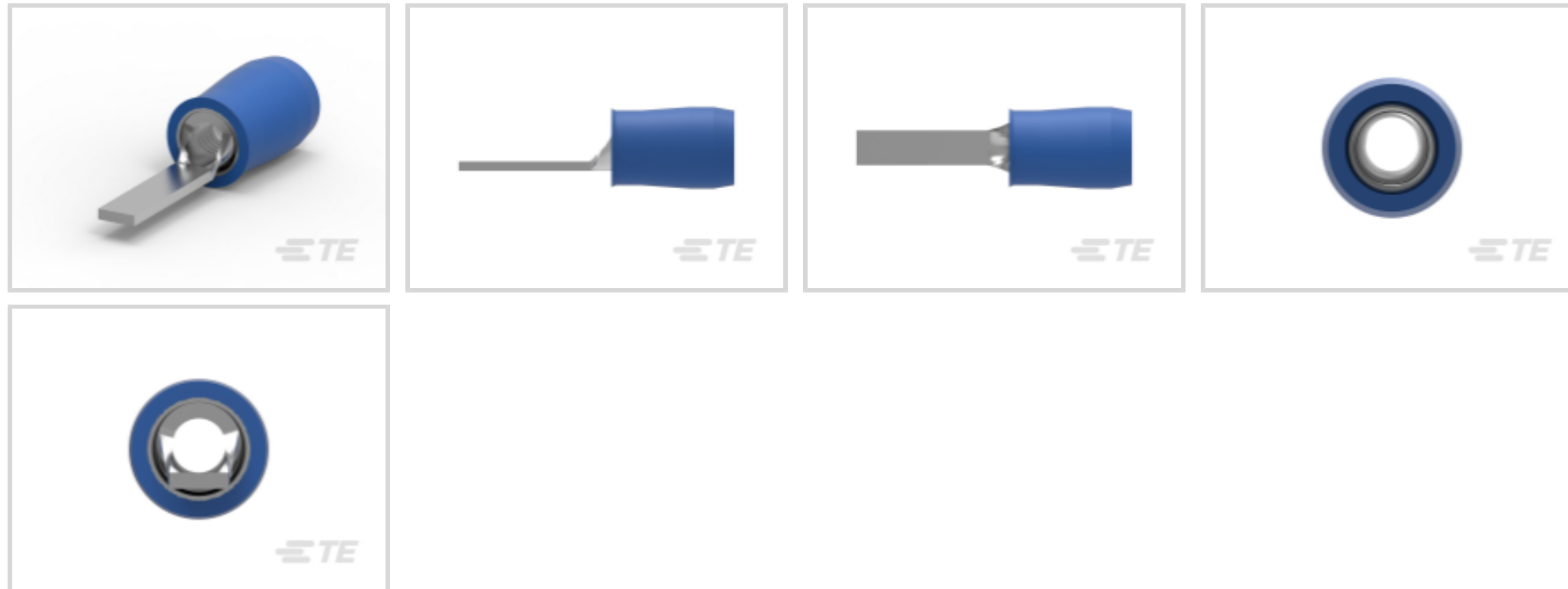
TE Internal #: 131330

Crimp Wire Pins, Tabs & Ferrules, Tab, Mating Tab Width .115 in [2.92 mm], Mating Tab Thickness .79 mm [.031 in], 17 – 13 AWG

Wire Size, PIDG

[View on TE.com >](#)

Terminals & Splices > Crimp Wire Pins, Tabs & Ferrules > PIDG Pre-Insulated Diamond Grip Tabs



Crimp Wire Terminal Type: Tab

Mating Tab Width: 2.92 mm [.115 in]

Mating Tab Thickness: .79 mm [.031 in]

Compatible Insulation Diameter Range: 4.32 mm [.17 in]

Wire Size: 17 – 13 AWG

[All PIDG Pre-Insulated Diamond Grip Tabs \(8\)](#)

## Features

### Product Type Features

Sealable	No
Compatible With Discrete Wire Type	Stranded
Wire Insulation Support Retention Type	Insulation Support

### Configuration Features

Compatible With Wire & Cable Type	Discrete Wire
-----------------------------------	---------------

### Body Features

Sleeve Material	Nylon
Primary Product Color	Blue

### Contact Features

Contact Mating Area Length	10 mm, 9 mm [.43 in]
Crimp Wire Terminal Type	Tab
Mating Tab Width	2.92 mm [.115 in]



Mating Tab Thickness	.79 mm[.031 in]
----------------------	-----------------

Barrel Type	Closed
-------------	--------

Terminal Plating Material	Tin
---------------------------	-----

Terminal Orientation	Straight
----------------------	----------

### Mechanical Attachment

Wire Insulation Support	With
-------------------------	------

### Dimensions

DIN Wire Size	1 – 2.5 mm <sup>2</sup>
---------------	-------------------------

Compatible Insulation Diameter Range	4.32 mm[.17 in]
--------------------------------------	-----------------

Wire Size	2050 – 5180 CMA
-----------	-----------------

Barrel Inside Diameter	4.4 mm[.173 in]
------------------------	-----------------

Terminal Material Thickness	.79 mm[.031 in]
-----------------------------	-----------------

Overall Product Length	22.63 mm[.891 in]
------------------------	-------------------

### Usage Conditions

Insulation Option	Partially Insulated
-------------------	---------------------

Operating Temperature Range	105 °C[221 °F]
-----------------------------	----------------

### Packaging Features

Packaging Quantity	1000
--------------------	------

Packaging Method	Loose Piece
------------------	-------------

### Product Compliance

[For compliance documentation, visit the product page on TE.com>](#)

EU RoHS Directive 2011/65/EU	Compliant
------------------------------	-----------

EU ELV Directive 2000/53/EC	Compliant
-----------------------------	-----------

China RoHS 2 Directive MIIT Order No 32, 2016	No Restricted Materials Above Threshold
---	---

EU REACH Regulation (EC) No. 1907/2006	Current ECHA Candidate List: JUNE 2023 (235) Candidate List Declared Against: JUNE 2023 (235) Does not contain REACH SVHC
--	---

Halogen Content	Low Halogen - Br, Cl, F, I < 900 ppm per homogenous material. Also BFR/CFR/PVC Free
-----------------	---

Solder Process Capability	Not applicable for solder process capability
---------------------------	--

## Product Compliance Disclaimer

This information is provided based on reasonable inquiry of our suppliers and represents our current actual knowledge based on the information they provided. This information is subject to change. The part numbers that TE has identified as EU RoHS compliant have a maximum concentration of 0.1% by weight in homogenous materials for lead, hexavalent chromium, mercury, PBB, PBDE, DBP, BBP, DEHP, DIBP, and 0.01% for cadmium, or qualify for an exemption to these limits as defined in the Annexes of Directive 2011/65/EU (RoHS2). Finished electrical and electronic equipment products will be CE marked as required by Directive 2011/65/EU. Components may not be CE marked. Additionally, the part numbers that TE has identified as EU ELV compliant have a maximum concentration of 0.1% by weight in homogenous materials for lead, hexavalent chromium, and mercury, and 0.01% for cadmium, or qualify for an exemption to these limits as defined in the Annexes of Directive 2000/53/EC (ELV). Regarding the REACH Regulation, the information TE provides on SVHC in articles for this part number is based on the latest European Chemicals Agency (ECHA) 'Guidance on requirements for substances in articles' posted at this URL: <https://echa.europa.eu/guidance-documents/guidance-on-reach>

## Compatible Parts



## Also in the Series | PIDG





Compression Connectors(17)



Crimp Terminal Housings(1)



Crimp Wire Pins, Tabs & Ferrules(41)



Hand Crimping Tools(2)



Knife Disconnects(11)



PCB Terminals(7)



Quick Disconnects(49)



Ring Terminals(607)



Spade Terminals(231)



Special Purpose Terminals(1)



Splices(45)


## Customers Also Bought



TE Part #130046  
PIDG RING TONGUE



TE Part #52041-3  
TERMINAL,R PG 8 1/4



TE Part #5053344027  
RNF-100-1-1/2-0-SP




TE Part #320562  
SPLICE BUTT PIDG 16-14



TE Part #F97343-000  
HX-SCE-2.5K-4.8-50-S1-4



TE Part #678853-000  
CWT-7



TE Part #1-2314790-1  
ZQSFP+ 2X1 BELLY TO BELLY  
CAGE&CONN



TE Part #1SNA168522R2300  
BJM8-4

## Documents



## Product Drawings

### PIDG, WIRE, TAB, 16-14

English

---

## CAD Files

### 3D PDF

3D

#### Customer View Model

[ENG\\_CVM\\_CVM\\_131330\\_E.2d\\_dxf.zip](#)

English

#### Customer View Model

[ENG\\_CVM\\_CVM\\_131330\\_E.3d\\_igs.zip](#)

English

#### Customer View Model

[ENG\\_CVM\\_CVM\\_131330\\_E.3d\\_stp.zip](#)

English

By downloading the CAD file I accept and agree to the [Terms and Conditions](#) of use.

---

## Datasheets & Catalog Pages

### PIDG TERMINALS & SPLICES Quick Reference Guide

English

---

## Product Specifications

### Application Specification

English

---

## Product Environmental Compliance

### TE Material Declaration

English