

1241416-3 ✓ ACTIVE

AMP | AMP MCP Connector System

TE Internal #: 1241416-3

Automotive Terminals, Receptacle, Mating Tab Width 4.8 mm / 5.8 mm / 6.3 mm [.248 in / .228 in / .189 in], AMP MCP Connector System

[View on TE.com >](#)



Terminals & Splices > Automotive Terminals > AMP MCP, RECEPTACLE AND TAB



Terminal Type: **Receptacle**

Mating Tab Width: 4.8 mm, 5.8 mm, 6.3 mm [.189 in, .228 in, .248 in]

Mating Tab Thickness: .8 mm [.031 in]

Terminal Transmits: 25 – 40 A (Power)

Wire Size: 12 – 11 AWG

[All AMP MCP, RECEPTACLE AND TAB \(129\)](#)

Features

Product Type Features

Receptacle Style	180°
Sealable	Yes
Primary Locking Feature	Locking Lance

Body Features

Terminal Seal Type	Single Wire Seal (SWS)
--------------------	------------------------

Contact Features

Contact Size	4.8mm, 6.3mm
Contact Fabrication	Stamped & Formed
Wire Contact Termination Area Plating Material	Tin
Typical Current Rating	30 A
Crimp Type	F-Crimp
Terminal Type	Receptacle



Mating Tab Width	4.8 mm, 5.8 mm, 6.3 mm [.189 in][.228 in][.248 in]
Mating Tab Thickness	.8 mm [.031 in]
Interface Plating	Silver (Ag)

Termination Features

Termination Method to Wire & Cable	Crimp
Product Terminates To	Wire

Dimensions

Compatible Insulation Diameter Range	3.4 – 4.4 mm [.132 – .172 in]
Wire Size	3 – 4 mm ²
Wire Size Search	11 AWG, 12 AWG

Usage Conditions

Insulation Option	Uninsulated
Operating Temperature (Max)	80 °C, 85 °C, 90 °C, 100 °C, 105 °C, 110 °C, 120 °C, 125 °C, 130 °C, 140 °C [176 °F][185 °F][194 °F][212 °F][221 °F][230 °F][248 °F][257 °F][266 °F][284 °F]
Operating Temperature Range	-40 – 140 °C [-40 – 284 °F]

Operation/Application

Compatible With Wire Base Material	Copper
------------------------------------	--------

Industry Standards

Agency/Standard	LV214
-----------------	-------

Packaging Features

Packaging Quantity	1500
Packaging Method	Reel

Other

Terminal Transmits	25 – 40 A (Power)
--------------------	-------------------

Product Compliance

For compliance documentation, visit the product page on [TE.com](https://www.te.com)>

EU RoHS Directive 2011/65/EU	Compliant
EU ELV Directive 2000/53/EC	Compliant
China RoHS 2 Directive MIIT Order No 32, 2016	No Restricted Materials Above Threshold



EU REACH Regulation (EC) No. 1907/2006

Current ECHA Candidate List: JAN 2023 (233)

Candidate List Declared Against: JAN 2023 (233)

Does not contain REACH SVHC

Halogen Content

Low Halogen - Br, Cl, F, I < 900 ppm per homogenous material. Also BFR/CFR/PVC Free

Solder Process Capability

Not applicable for solder process capability

Product Compliance Disclaimer

This information is provided based on reasonable inquiry of our suppliers and represents our current actual knowledge based on the information they provided. This information is subject to change. The part numbers that TE has identified as EU RoHS compliant have a maximum concentration of 0.1% by weight in homogenous materials for lead, hexavalent chromium, mercury, PBB, PBDE, DBP, BBP, DEHP, DIBP, and 0.01% for cadmium, or qualify for an exemption to these limits as defined in the Annexes of Directive 2011/65/EU (RoHS2). Finished electrical and electronic equipment products will be CE marked as required by Directive 2011/65/EU. Components may not be CE marked. Additionally, the part numbers that TE has identified as EU ELV compliant have a maximum concentration of 0.1% by weight in homogenous materials for lead, hexavalent chromium, and mercury, and 0.01% for cadmium, or qualify for an exemption to these limits as defined in the Annexes of Directive 2000/53/EC (ELV). Regarding the REACH Regulation, the information TE provides on SVHC in articles for this part number is based on the latest European Chemicals Agency (ECHA) 'Guidance on requirements for substances in articles' posted at this URL: <https://echa.europa.eu/guidance-documents/guidance-on-reach>

Compatible Parts



TE Part # CAT-L489-CH8172
LEAVYSEAL Housings



TE Part # CAT-H3399-CH8172
Heavy Duty Sealed Connector Series Housings



TE Part # 1-1579007-3
EXTRACTION TOOL



TE Part # 1719043-1
SINGLE WIRE SEAL, GREEN



TE Part # 1394512-1
EINZELLEITDICHTG, BL



TE Part # CAT-M8793-CH8172
MQS, CONNECTOR HOUSING



TE Part # 1897210-1
MCP HYB 4P PLUG ASSY



TE Part # CAT-AM705-CH8173
AMP MCP Unsealed Connector Housings




TE Part # 2151151-2
OCEAN_2.0_APPLICATOR-S-130F270OV



TE Part # 1-2344950-1
95POS, HYBRID, REC HSG, ASSY, COD A



TE Part # 2-2151151-2
OCEAN_2.0_APPLICATOR-S-130F270OV



TE Part # 2-2344950-1
95POS, HYBRID, REC HSG, ASSY, COD B



TE Part # 2305570-1
Strip Terminal Cutter-Side Feed-No Crimp




TE Part # 2837453-2
APPLICATOR TO MAKE LOOSE PIECE TERMINALS




TE Part # 7-2151151-2
OCEAN_2.0_APPLICATOR-S-130F270OV



TE Part # 7-2151151-7
OCEAN_2.0_SPARE_PART_KIT-130F270OV



TE Part # 7-2837453-7
TOOLING KIT TO MAKE LOOSE PIECE TERMINAL




TE Part # 2394300-1
EXTRACTION TOOL



TE Part # 1241417-3
MCP6.3/4.8K


Also in the Series | AMP MCP Connector System




Automotive Connector Caps & Covers (25)




Automotive Connector Locks & Position Assurance(7)




Automotive Housings(355)




Automotive Seals & Cavity Plugs(6)



Automotive Terminals(127)



Insertion & Extraction Tools(13)




Other Automotive Connector Accessories(2)



PCB Headers & Receptacles(30)

Customers Also Bought



TE Part #1394512-1
EINZELLEITDICHTG,BL



TE Part #1-1241418-3
AMP MCP 6.3/4.8K, CONTACT, SWS



TE Part #2141828-1
MOS0,63 Sn tab LL unseal. 0,13-0,17



TE Part #1-962919-2
TIMER, RECEPTACLE AND TAB



TE Part #2141970-1
MCON 1.2 LL REC SWS SN



TE Part #1-2141857-1
AMP MCP 2.8, CONTACT



TE Part #1-2141857-3
AMP MCP 2.8, CONTACT



TE Part #1-929089-1
3POS MOS FFC REC COD A



TE Part #2208833-1
RETAINER, FOR NANOMOS

Documents

Product Drawings

[AMP MCP 6.3/4.8K, CONTACT, SWS](#)

English

[AMP MCP 6.3/4.8K, CONTACT, SWS](#)

English

CAD Files

[3D PDF](#)

3D

Customer View Model

[ENG_CVM_CVM_1241416-3_A.2d_dxf.zip](#)

English

Customer View Model

[ENG_CVM_CVM_1241416-3_A.3d_igs.zip](#)

English

Customer View Model

[ENG_CVM_CVM_1241416-3_A.3d_stp.zip](#)

English

By downloading the CAD file I accept and agree to the [Terms and Conditions](#) of use.



Datasheets & Catalog Pages

[HDSCS Catalog](#)

English

[CONNECTOR SELECTOR](#)

English

Product Specifications

[Allgemeine Crimpspezifikation / GENERAL CRIMP SPEC.](#)

German

[Empfehlung min. Leitungslaenge bei Ultraschall-Schweissknoten / RECOMMENDATION MIN. WIRE LENGTH FOR ULTRASONIS WELD SPLICES](#)

English