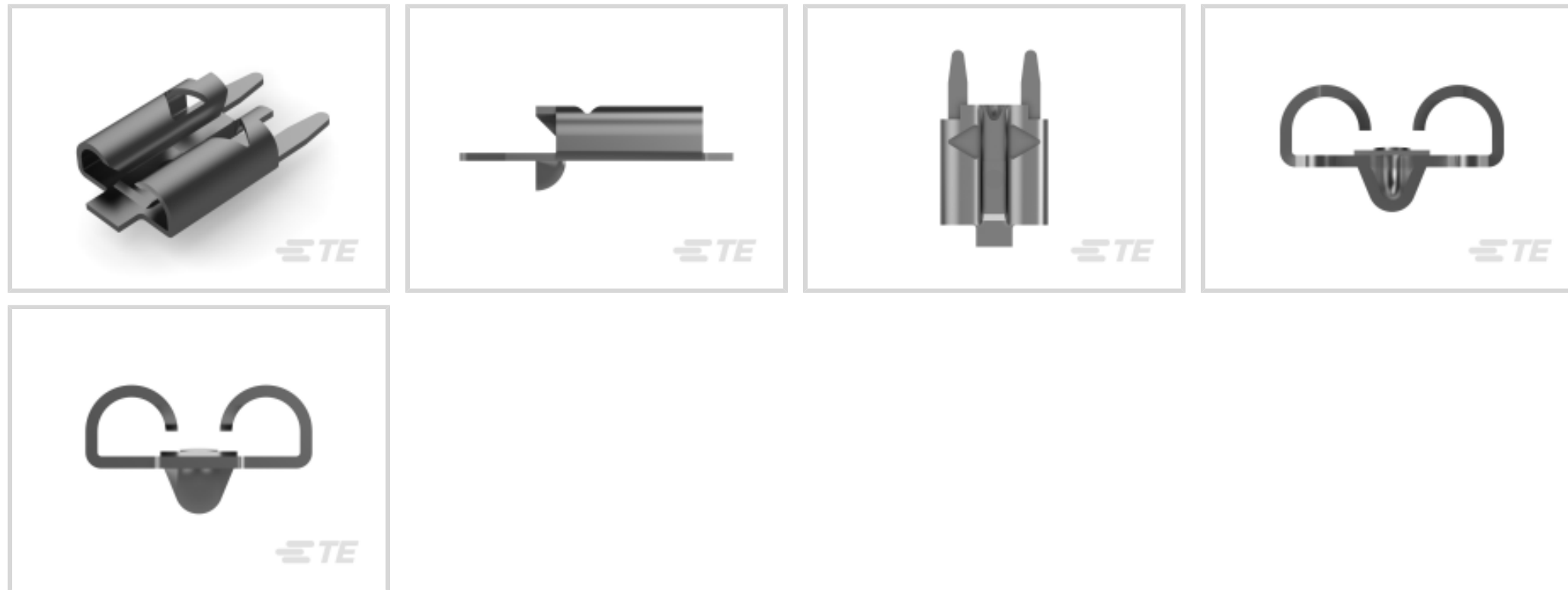




Terminals & Splices > PCB Terminals



PCB Terminal Type: **Receptacle**

PCB Thickness (Recommended): 1.57 mm [.062 in]

Mating Tab Width: 5.21 mm, 6.35 mm [.205 in, .25 in]

Mating Tab Thickness: .64 mm, .8 mm [.025 in, .031 in]

PCB Hole Diameter: 1.4 mm [.055 in]

## Features

### Product Type Features

Insertion Force	Low
-----------------	-----

### Configuration Features

Connection Capacity	Single
---------------------	--------

### Contact Features

PCB Contact Termination Area Plating Material Thickness	2.54 μm[100 μin]
Contact Underplating Material Thickness	1.27 μm, 2.54 μm[50 μin][100 μin]
Contact Mating Area Plating Material Thickness	2.54 μm[100 μin]
PCB Terminal Type	Receptacle
Mating Tab Width	5.21 mm, 6.35 mm[.205 in][.25 in]
Mating Tab Thickness	.64 mm, .8 mm[.025 in][.031 in]
Terminal Plating Material	Tin
Contact Underplating Material	Copper, Nickel
Terminal Size	5.2, 6.35
Terminal Orientation	Straight



### Termination Features

Termination Method to Printed Circuit Board	Through Hole - Solder
Product Terminates To	Printed Circuit Board

### Mechanical Attachment

Wire Insulation Support	Without
-------------------------	---------

### Dimensions

Extension Below Board	3.81 mm[.15 in]
Terminal Material Thickness	.41 mm[.016 in]
PCB Thickness (Recommended)	1.57 mm[.062 in]
PCB Hole Diameter	1.4 mm[.055 in]
Profile Height from PCB	8.38 mm[.334 in]

### Usage Conditions

Insulation Option	Uninsulated
Operating Temperature Range	-40 – 105 °C[-40 – 221 °F]

### Packaging Features

Packaging Quantity	1000
Packaging Method	Bag

### Other

Line	Budget
------	--------

### Product Compliance

[For compliance documentation, visit the product page on TE.com>](#)

EU RoHS Directive 2011/65/EU	Compliant
EU ELV Directive 2000/53/EC	Compliant
China RoHS 2 Directive MIIT Order No 32, 2016	No Restricted Materials Above Threshold
EU REACH Regulation (EC) No. 1907/2006	Current ECHA Candidate List: JUNE 2023 (235) Candidate List Declared Against: JUNE 2023 (235) Does not contain REACH SVHC
Halogen Content	Low Halogen - Br, Cl, F, I < 900 ppm per homogenous material. Also BFR/CFR/PVC Free
Solder Process Capability	Wave solder capable to 240°C



Product Compliance Disclaimer

This information is provided based on reasonable inquiry of our suppliers and represents our current actual knowledge based on the information they provided. This information is subject to change. The part numbers that TE has identified as EU RoHS compliant have a maximum concentration of 0.1% by weight in homogenous materials for lead, hexavalent chromium, mercury, PBB, PBDE, DBP, BBP, DEHP, DIBP, and 0.01% for cadmium, or qualify for an exemption to these limits as defined in the Annexes of Directive 2011/65/EU (RoHS2). Finished electrical and electronic equipment products will be CE marked as required by Directive 2011/65/EU. Components may not be CE marked. Additionally, the part numbers that TE has identified as EU ELV compliant have a maximum concentration of 0.1% by weight in homogenous materials for lead, hexavalent chromium, and mercury, and 0.01% for cadmium, or qualify for an exemption to these limits as defined in the Annexes of Directive 2000/53/EC (ELV). Regarding the REACH Regulation, the information TE provides on SVHC in articles for this part number is based on the latest European Chemicals Agency (ECHA) 'Guidance on requirements for substances in articles' posted at this URL: <https://echa.europa.eu/guidance-documents/guidance-on-reach>

### Compatible Parts



TE Part # 63969-1  
FASTON 205/250 PCB MOUNTED TPBR



TE Part # 1217107-1  
250 FASTON,REC.,TPPB



TE Part # 63968-1  
FASTON 205/250 LIF PCB MOUNTED TPBR



TE Part # 63994-1  
FASTON 205/250 PCB MOUNTED TPBR



TE Part # 62806-1  
FASTON 250 PCB TAB TPBR




TE Part # 1217137-1  
FASTON 250/205 REC PCB TPBR




TE Part # 62751-1  
FASTON 250 PCB TAB TPBR


### Also in the Series | FASTON 205



Crimp Terminal Housings(3)

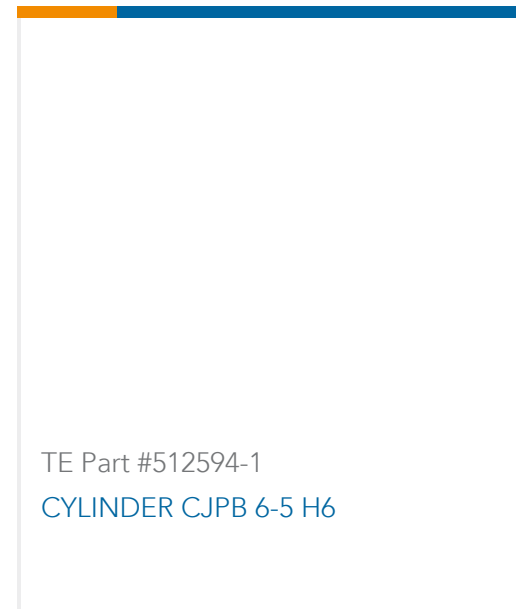
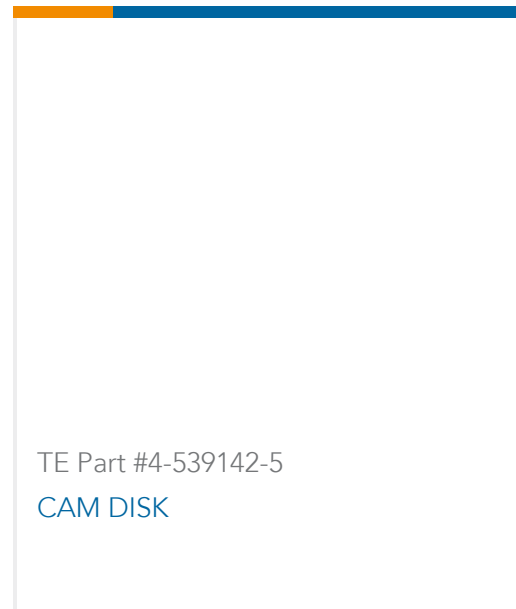
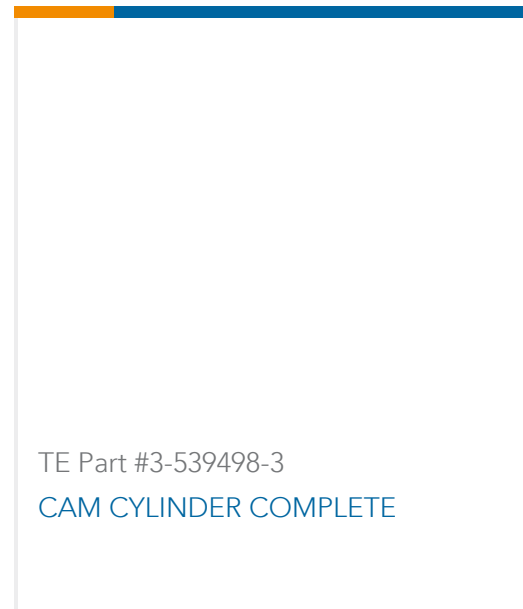


PCB Terminals(10)



Quick Disconnects(35)

### Customers Also Bought



## Documents

### Product Drawings

[FASTON 205/250 PCB MOUNTED TPBR](#)

English

### CAD Files

[3D PDF](#)

3D

Customer View Model

[ENG\\_CVM\\_CVM\\_1217080-1\\_C\\_c-1217080-1-c.2d\\_dxf.zip](#)

English

Customer View Model

[ENG\\_CVM\\_CVM\\_1217080-1\\_C\\_c-1217080-1-c.3d\\_igs.zip](#)

English

Customer View Model

[ENG\\_CVM\\_CVM\\_1217080-1\\_C\\_c-1217080-1-c.3d\\_stp.zip](#)

English

By downloading the CAD file I accept and agree to the [Terms and Conditions](#) of use.

### Datasheets & Catalog Pages



## [FASTON PCB Tabs and Receptacles](#)

English

## [PRINTED CIRCUIT BOARD TERMINALS AND DISCONNECTS](#)

English

---

### [Product Specifications](#)

#### [Application Specification](#)

English

---

### [Product Environmental Compliance](#)

#### [Product Compliance Document](#)

English

#### [Product Compliance Document](#)

English

---

### [Agency Approvals](#)

#### [UL Report](#)

English