

1217056-1 ✓ ACTIVE

FASTON | FASTON 250

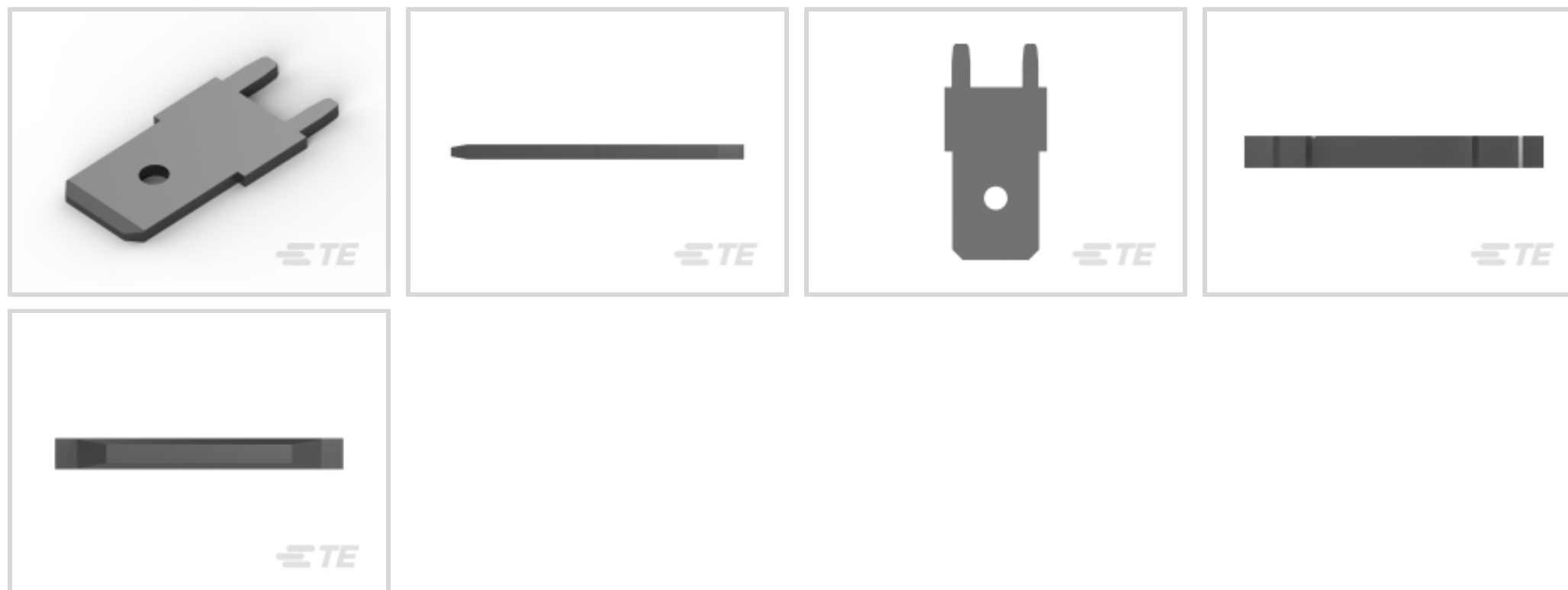
TE Internal #: 1217056-1

PCB Terminals, Tab, Mating Tab Width .25 in [6.35 mm], PCB Hole Diameter 1.4 mm [.055 in], Through Hole - Solder, Tin Plating, Brass, Bag, FASTON 250

[View on TE.com >](#)



Terminals & Splices > PCB Terminals



PCB Terminal Type: **Tab**

PCB Thickness (Recommended): **3.18 mm [.125 in]**

Mating Tab Width: **6.35 mm [.25 in]**

Mating Tab Thickness: **.81 mm [.032 in]**

PCB Hole Diameter: **1.4 mm [.055 in]**

Features

Contact Features

PCB Contact Termination Area Plating Material Thickness	3.81 μ m[150 μ in]
Contact Underplating Material Thickness	2.54 μ m[100 μ in]
Contact Mating Area Plating Material Thickness	3.81 μ m[150 μ in]
PCB Terminal Type	Tab
Mating Tab Width	6.35 mm[.25 in]
Mating Tab Thickness	.81 mm[.032 in]
Terminal Plating Material	Tin
Contact Underplating Material	Brass
Terminal Size	6.35
Terminal Orientation	Straight

Termination Features

Termination Method to Printed Circuit Board	Through Hole - Solder
Product Terminates To	Printed Circuit Board

Mechanical Attachment



Wire Insulation Support	With
-------------------------	------

Dimensions

Extension Below Board	3.17 mm[.125 in]
Terminal Material Thickness	.81 mm[.032 in]
PCB Thickness (Recommended)	3.18 mm[.125 in]
PCB Hole Diameter	1.4 mm[.055 in]
Profile Height from PCB	12.62 mm[.503 in]

Usage Conditions

Insulation Option	Uninsulated
Operating Temperature Range	-30 – 110 °C[-22 – 230 °F]

Packaging Features

Packaging Quantity	1
Packaging Method	Bag

Product Compliance

[For compliance documentation, visit the product page on TE.com>](#)













EU RoHS Directive 2011/65/EU	Compliant
EU ELV Directive 2000/53/EC	Compliant
China RoHS 2 Directive MIIT Order No 32, 2016	No Restricted Materials Above Threshold
EU REACH Regulation (EC) No. 1907/2006	Current ECHA Candidate List: JUNE 2023 (235) Candidate List Declared Against: JUNE 2023 (235) Does not contain REACH SVHC
Halogen Content	Low Halogen - Br, Cl, F, I < 900 ppm per homogenous material. Also BFR/CFR/PVC Free
Solder Process Capability	Wave solder capable to 265°C

Product Compliance Disclaimer

This information is provided based on reasonable inquiry of our suppliers and represents our current actual knowledge based on the information they provided. This information is subject to change. The part numbers that TE has identified as EU RoHS compliant have a maximum concentration of 0.1% by weight in homogenous materials for lead, hexavalent chromium, mercury, PBB, PBDE, DBP, BBP, DEHP, DIBP, and 0.01% for cadmium, or qualify for an exemption to these limits as defined in the Annexes of Directive 2011/65/EU (RoHS2). Finished electrical and electronic equipment products will be CE marked as required by Directive 2011/65/EU. Components may not be CE marked. Additionally, the part numbers that TE has identified as EU ELV compliant have a maximum concentration of 0.1% by weight in homogenous materials for lead, hexavalent chromium, and mercury, and 0.01% for cadmium, or qualify for an exemption to these limits as defined in the Annexes of Directive 2000/53/EC (ELV). Regarding the REACH Regulation, the information TE provides on SVHC in articles for this part number is based on the latest European Chemicals Agency (ECHA) 'Guidance on

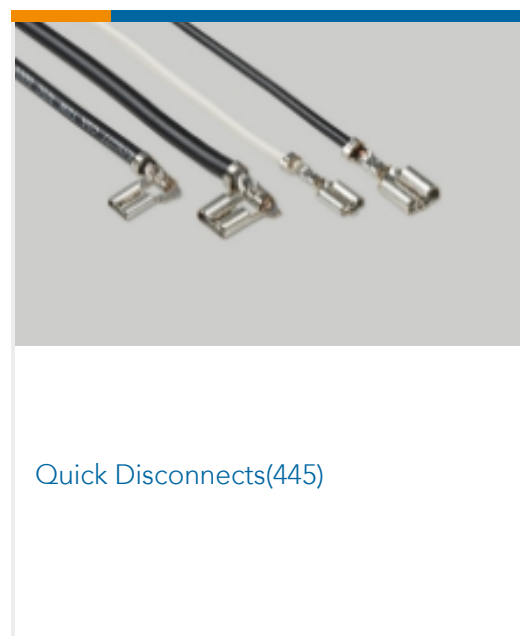

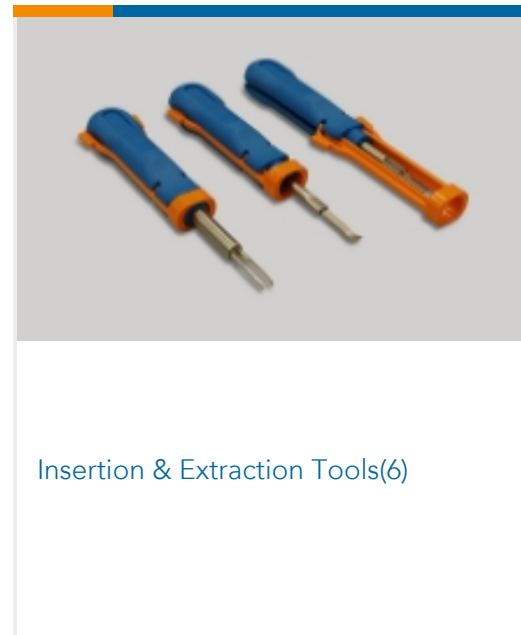
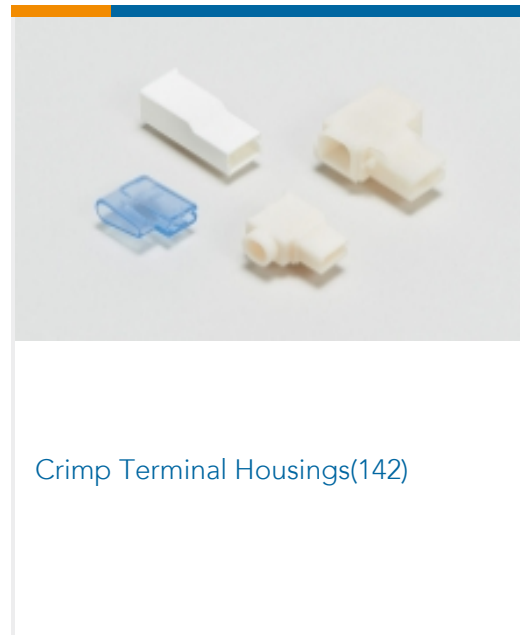

requirements for substances in articles' posted at this URL: <https://echa.europa.eu/guidance-documents/guidance-on-reach>

Compatible Parts


 <p>TE Part # 63067-1 250 FASTON TAB TPBR</p>	 <p>TE Part # 735427-2 110 FASTON TAB TPBR</p>	 <p>TE Part # 61134-3 110 FASTON TAB TPBR</p>	 <p>TE Part # 62409-1 250 FASTON TAB TPBR</p>
 <p>TE Part # 1217057-1 187 FASTON,PCB TAB,TPBR</p>	 <p>TE Part # 1217167-1 250 FASTON,PCB TAB,TCBR</p>	 <p>TE Part # 63849-1 250 FASTON TAB TPBR</p>	 <p>TE Part # 1217756-1 187 FASTON,TAB,TNBR</p>
 <p>TE Part # 1742803-1 FASTON 312 PCB TAB TPBR</p>	 <p>TE Part # 63900-1 250 FASTON TAB TPBR</p>	 <p>TE Part # 1742686-1 250 FASTON,PCB TAB,TCBR</p>	 <p>TE Part # 1217169-1 250 FASTON,PCB TAB,TCBR</p>
 <p>TE Part # 1217754-1 250 FASTON,FLAG,PCB TAB,TNBR</p>	 <p>TE Part # 62262-1 250 FASTON TAB TPBR</p>	 <p>TE Part # 1-1217056-0 250 FASTON,PCB TAB,TPBR</p>	 <p>TE Part # 1217421-1 250 FASTON,PCB TAB,TNBR</p>

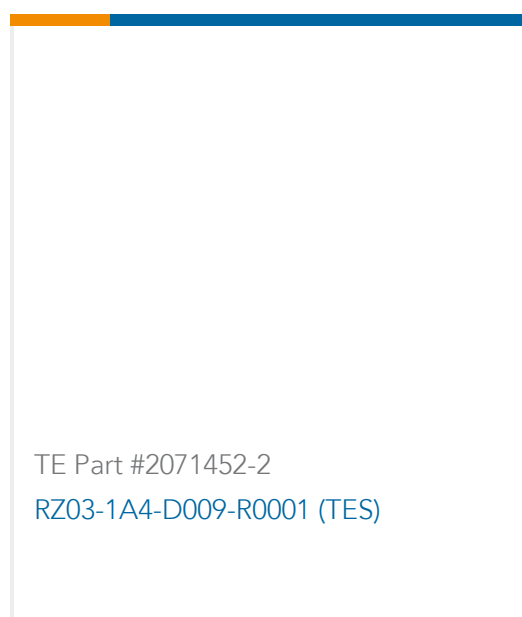


Also in the Series | FASTON 250



Customers Also Bought





Documents

Product Drawings

[250 FASTON,PCB TAB,TPBR](#)

English

CAD Files

[3D PDF](#)

3D

Customer View Model

[ENG_CVM_CVM_1217056-1_E_c-1217056-1-e.2d_dxf.zip](#)

English

Customer View Model

[ENG_CVM_CVM_1217056-1_E_c-1217056-1-e.3d_igs.zip](#)

English

Customer View Model

[ENG_CVM_CVM_1217056-1_E_c-1217056-1-e.3d_stp.zip](#)

English

By downloading the CAD file I accept and agree to the [Terms and Conditions](#) of use.

Datasheets & Catalog Pages

[FASTON PCB Tabs and Receptacles](#)

English

[PRINTED CIRCUIT BOARD TERMINALS AND DISCONNECTS](#)

English

Product Specifications

[FASTON* 110, 187, 205, 250, and 312 Series Tab Contacts for Printed Circuit \(PC\) Board Applications](#)

English

Product Environmental Compliance

[MD_1217056-1_01272017551_dmtec](#)

English

[MD_1217056-1_01272017551_dmtec](#)

English

Agency Approvals

[CSA Certificate](#)

1217056-1

PCB Terminals, Tab, Mating Tab Width .25 in [6.35 mm], PCB Hole Diameter 1.4 mm [.055 in], Through Hole - Solder, Tin Plating, Brass, Bag, FASTON 250



English

[CSA Certificate](#)

English