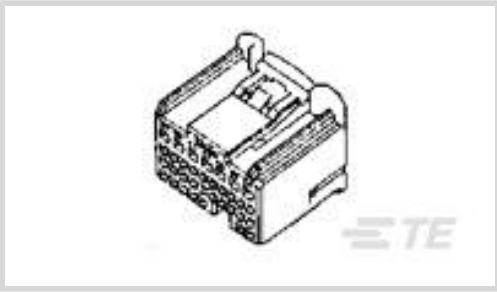




Connectors > Automotive Connectors > Automotive Housings > TH/.025 CONNECTOR SYSTEM, HOUSING



Connector System: **Wire-to-Board, Wire-to-Device**

Number of Positions: **35**

Connector & Housing Type: **Housing for Female Terminals**

Centerline (Pitch): **2.2 mm, 3.2 mm, 6.4 mm [.087 in, .126 in, .252 in]**

Sealable: **No**

[All TH/.025 CONNECTOR SYSTEM, HOUSING \(217\)](#)

Features

Product Type Features

Mixed & Hybrid Connector	Yes
Connector Shape	Rectangular
Connector System	Wire-to-Board, Wire-to-Device
Connector & Housing Type	Housing for Female Terminals
Sealable	No

Configuration Features

Number of Positions	35
Number of Rows	1, 2, 3, 4

Electrical Characteristics

Operating Voltage	12 VDC
Nominal Voltage Architecture	12 V

Body Features

Cable Exit Angle	180°
Primary Product Color	Natural

Contact Features

Contact Size	.64mm, 1mm
Contact Type	Receptacle



Mating Tab Width	.64 mm, 1 mm[.025 in][.04 in]
------------------	-------------------------------

Mechanical Attachment

Terminal Position Assurance	Yes
Strain Relief	Without
Mating Alignment Type	Polarized
Mating Alignment	With
Connector Mounting Type	Cable Mount (Free-Hanging)

Housing Features

Housing Material	PBT
Centerline (Pitch)	2.2 mm, 3.2 mm, 6.4 mm[.087 in][.126 in][.252 in]

Dimensions

Connector Height	23 mm[.906 in]
Product Width	26.6 mm[1.047 in]
Product Length	21 mm[.827 in]
Row-to-Row Spacing	5.9 mm[.232 in]

Usage Conditions

Operating Temperature (Max)	70 °C, 75 °C, 80 °C, 85 °C, 90 °C, 100 °C, 105 °C[158 °F][167 °F][176 °F][185 °F][194 °F][212 °F][221 °F]
Operating Temperature Range	-30 – 105 °C[-22 – 221 °F]

Operation/Application

Circuit Application	Signal
---------------------	--------

Industry Standards

UL Flammability Rating	UL 94HB
------------------------	---------

Packaging Features

Packaging Quantity	100
Packaging Method	Bag

Other

Serviceable	Yes
Connector Position Assurance Capable	No

Product Compliance




For compliance documentation, visit the product page on [TE.com](#)>

EU RoHS Directive 2011/65/EU	Compliant
EU ELV Directive 2000/53/EC	Compliant
China RoHS 2 Directive MIIT Order No 32, 2016	No Restricted Materials Above Threshold
EU REACH Regulation (EC) No. 1907/2006	Current ECHA Candidate List: JUNE 2023 (235) Candidate List Declared Against: JUNE 2023 (235) Does not contain REACH SVHC
Halogen Content	Low Halogen - Br, Cl, F, I < 900 ppm per homogenous material. Also BFR/CFR/PVC Free
Solder Process Capability	Not applicable for solder process capability


Product Compliance Disclaimer

This information is provided based on reasonable inquiry of our suppliers and represents our current actual knowledge based on the information they provided. This information is subject to change. The part numbers that TE has identified as EU RoHS compliant have a maximum concentration of 0.1% by weight in homogenous materials for lead, hexavalent chromium, mercury, PBB, PBDE, DBP, BBP, DEHP, DIBP, and 0.01% for cadmium, or qualify for an exemption to these limits as defined in the Annexes of Directive 2011/65/EU (RoHS2). Finished electrical and electronic equipment products will be CE marked as required by Directive 2011/65/EU. Components may not be CE marked. Additionally, the part numbers that TE has identified as EU ELV compliant have a maximum concentration of 0.1% by weight in homogenous materials for lead, hexavalent chromium, and mercury, and 0.01% for cadmium, or qualify for an exemption to these limits as defined in the Annexes of Directive 2000/53/EC (ELV). Regarding the REACH Regulation, the information TE provides on SVHC in articles for this part number is based on the latest European Chemicals Agency (ECHA) 'Guidance on requirements for substances in articles' posted at this URL: <https://echa.europa.eu/guidance-documents/guidance-on-reach>


Compatible Parts




TE Part # CAT-M9194-T273
MULTILOCK, RECEPTACLE AND TAB




TE Part # CAT-T319-T273
TH/.025 CONNECTOR SYSTEM,
RECPT AND TAB



TE Part # CAT-HPCH5372
High Pin Count Header



TE Part # 3-1376430-5
025/040 135P CAP HSG ASSY



TE Part # 1-1473193-3
025/040 CAP HSG ASSY 70P



Also in the Series

TH/.025 Connector System

Automotive Connector Caps & Covers (6)	Automotive Connector Locks & Position Assurance(1)	Automotive Housings(224)	Automotive Terminals(26)
Connector Seals & Cavity Plugs(2)	Insertion & Extraction Tools(4)	Other Automotive Connector Accessories(5)	PCB Headers & Receptacles(163)

Customers Also Bought

TE Part #1318757-1 TH/.025 CONNECTOR SYSTEM, HOUSING	TE Part #172129-1 FF 250 PLUG HSG 2P NYLON NAT	TE Part #368049-1 E-J MK-II(+) 16P PLUG DBL	TE Part #1318750-2 025/090 CAP ASSY 50P
TE Part #917989-1 HYBRID MK-2 PLUG HSG ASSY 22P	TE Part #316836-1 040-3 REC CONT. S	TE Part #1-174260-1 ECONO-J MK-2 LOCK PLATE CAP 4P	

Documents

- Product Drawings

025/040 ECU PLUG HSG ASSY 35P

Japanese
- CAD Files

Customer View Model

ENG_CVM_CVM_1123340-1_E.2d_dxf.zip



English

3D PDF

3D

Customer View Model

ENG_CVM_CVM_1123340-1_E.3d_igs.zip

English

Customer View Model

ENG_CVM_CVM_1123340-1_E.3d_stp.zip

English

By downloading the CAD file I accept and agree to the [Terms and Conditions](#) of use.

Datasheets & Catalog Pages

TH/.025 Connector Series

English

Product Specifications

Application Specification

Japanese

Crimping .040III Unsealed Contact, Receptacle

Japanese

Crimping of 025 Receptacle Contact

Japanese

Application Specification

Japanese

Instruction Sheets

Instruction Sheet (non U.S.)

Japanese

025/040 I/O Connector

Japanese

Instruction Sheet (non U.S.)

Japanese

025/040 I/O Connector

Japanese