



Terminals & Splices > Automotive Terminals



Terminal Type: **Socket**

Mating Pin Diameter: 2.39 mm [.094 in]

Terminal Transmits: 25 – 40 A (Power)

Wire Size: 5 mm²

Features

Product Type Features

Sealable	No
Primary Locking Feature	On the Terminal

Contact Features

Contact Size	Size 12
Contact Fabrication	Stamped & Formed
Wire Contact Termination Area Plating Material	Nickel
Typical Current Rating	25 A
Crimp Type	F-Crimp
Terminal Type	Socket
Mating Pin Diameter	2.39 mm [.094 in]
Interface Plating	Nickel (Ni)

Termination Features

Termination Method to Wire & Cable	Crimp
Product Terminates To	Wire

Dimensions

Compatible Insulation Diameter Range	3.56 – 5.18 mm [.14 – .204 in]
Wire Size	5 mm ²
Wire Size Search	10 AWG



Usage Conditions

Insulation Option	Uninsulated
Operating Temperature (Max)	80 °C, 85 °C, 90 °C, 100 °C, 105 °C, 110 °C, 120 °C, 125 °C [176 °F][185 °F][194 °F][212 °F][221 °F][230 °F][248 °F][257 °F]
Operating Temperature Range	-55 – 125 °C [-67 – 257 °F]

Operation/Application

Compatible With Wire Base Material	Copper
------------------------------------	--------

Packaging Features

Packaging Quantity	2000
Packaging Method	Reel

Other

Customer Preferred Contact	Yes
Terminal Transmits	25 – 40 A (Power)

Product Compliance

[For compliance documentation, visit the product page on TE.com>](#)

EU RoHS Directive 2011/65/EU	Compliant
EU ELV Directive 2000/53/EC	Compliant
China RoHS 2 Directive MIIT Order No 32, 2016	No Restricted Materials Above Threshold
EU REACH Regulation (EC) No. 1907/2006	Current ECHA Candidate List: JUNE 2023 (235) Candidate List Declared Against: JUNE 2023 (235) Does not contain REACH SVHC
Halogen Content	Low Halogen - Br, Cl, F, I < 900 ppm per homogenous material. Also BFR/CFR/PVC Free
Solder Process Capability	Not reviewed for solder process capability

Product Compliance Disclaimer

This information is provided based on reasonable inquiry of our suppliers and represents our current actual knowledge based on the information they provided. This information is subject to change. The part numbers that TE has identified as EU RoHS compliant have a maximum concentration of 0.1% by weight in homogenous materials for lead, hexavalent chromium, mercury, PBB, PBDE, DBP, BBP, DEHP, DIBP, and 0.01% for cadmium, or qualify for an exemption to these limits as defined in the Annexes of Directive 2011/65/EU (RoHS2). Finished electrical and electronic equipment products will be CE marked as required by Directive 2011/65/EU. Components may not be CE marked. Additionally, the part numbers that TE has identified as EU ELV compliant have a maximum concentration of 0.1% by weight in homogenous materials for lead, hexavalent chromium, and mercury, and 0.01% for cadmium, or qualify for an exemption to these limits as defined in the Annexes of Directive 2000/53/EC (ELV). Regarding the REACH Regulation, the information TE provides on SVHC in articles for this part number is based on the latest European Chemicals Agency (ECHA) 'Guidance on

requirements for substances in articles' posted at this URL: <https://echa.europa.eu/guidance-documents/guidance-on-reach>

Compatible Parts




TE Part # CAT-H3930-CH8172
DEUTSCH HD30 Housings



TE Part # CAT-H396-CH8172
DEUTSCH HDP20 Housings



TE Part # CAT-D486-CH8172
DEUTSCH DTP Housings




TE Part # CAT-D781-CH8172
DEUTSCH DRB Housings



TE Part # CAT-D799-CH8172
DEUTSCH DRC Housings



TE Part # JS-12-00
JIFFY SPLICE, size 12



TE Part # CAT-D48-PCH8172
DEUTSCH DTHD Housings



TE Part # CAT-H991-CH8172
AMPSEAL 16 Hybrid Lever Housings



TE Part # 1060-12-0222
PIN, SF, SIZE 12, 10, NI/NI



TE Part # HDP26-24-14SN-L015
PLG, 14P, BLK, N, THD, 4/12/16, S



TE Part # HDP26-24-16SN-L015
PLG, 16P, BLK, N, THD, 12, S



TE Part # CAT-H3910-CH8172
DEUTSCH HD10 Housings



TE Part # 0460-204-12141
PIN, SOLID, SIZE 12, 12-14AWG, NI



TE Part # DRCP28-86SA
PLG, 86P, BLK, 12/20, A



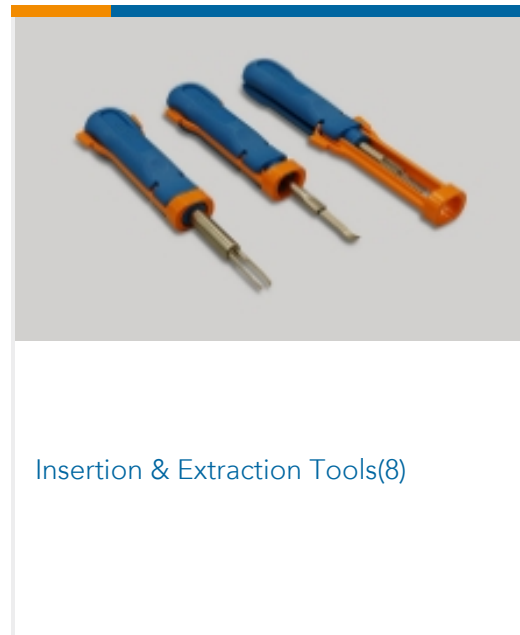
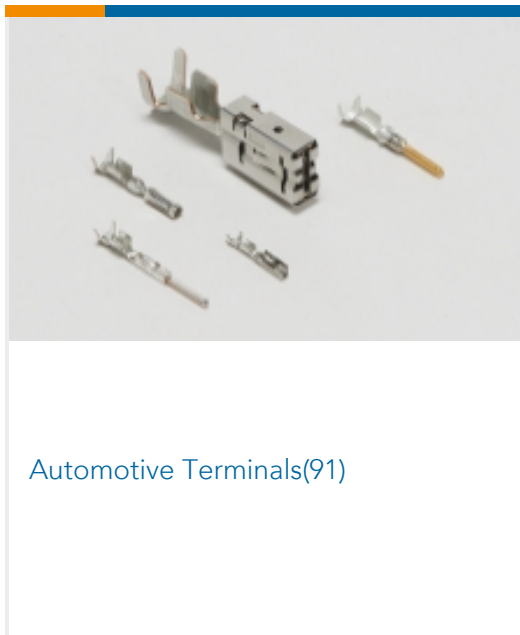
TE Part # 1060-12-0222-PS
PIN, SF, SIZE 12, 10, NI/NI, 100 PC



TE Part # 2-2266127-1
OCEAN_2.0_Applicator-S-129F1900



Also in the Series | DEUTSCH Common Contact



Customers Also Bought



Documents

[Product Drawings](#)
[SOC, SF, SIZE 12, 10, NI/NI](#)

English

[CAD Files](#)

[3D PDF](#)

[3D](#)



Customer View Model

[ENG_CVM_CVM_1062-12-0222_B_c-1062-12-0222-b.2d_dxf.zip](#)

English

Customer View Model

[ENG_CVM_CVM_1062-12-0222_B_c-1062-12-0222-b.3d_igs.zip](#)

English

Customer View Model

[ENG_CVM_CVM_1062-12-0222_B_c-1062-12-0222-b.3d_stp.zip](#)

English

By downloading the CAD file I accept and agree to the [Terms and Conditions](#) of use.

Datasheets & Catalog Pages

[CONNECTOR SELECTOR](#)

English

Product Specifications

[Application Specification](#)

English