



Connectors > PCB Connectors > Wire-to-Board Connectors > Wire-to-Board Connector Contacts



Contact Type: **Socket**

Connector System: **Wire-to-Board**

Wire Size: .12 – .4 mm²

Features

Product Type Features

Applied Pressure	Intermediate
Connector System	Wire-to-Board
Connector & Contact Terminates To	Wire & Cable

Configuration Features

Compatible With Wire & Cable Type	Discrete Wire
-----------------------------------	---------------

Electrical Characteristics

Termination Resistance	12 mΩ
Insulation Resistance	5000 MΩ
Dielectric Withstanding Voltage (Max)	750 V
Operating Voltage	250 VAC

Contact Features

Mating Square Post Dimension	.64 mm[.025 in]
	15 μin
Wire Contact Termination Area Plating Material Finish	Bright
Wire Contact Termination Area Plating Material	Tin
Contact Base Material	Copper Tin Phosphor Bronze
Contact Type	Socket
Contact Mating Area Plating Material	Gold
Contact Current Rating (Max)	3 A



Termination Features

Termination Method to Wire & Cable	Crimp
------------------------------------	-------

Mechanical Attachment

Wire Insulation Support	With
-------------------------	------

Dimensions

Compatible Insulation Diameter Range	1.55 mm [.061 in]
--------------------------------------	-------------------

Wire Size	.12 – .4 mm ²
-----------	--------------------------

Usage Conditions

Operating Temperature Range	-65 – 105 °C [-85 – 221 °F]
-----------------------------	-----------------------------

Operation/Application

Circuit Application	Power & Signal
---------------------	----------------

Industry Standards

Approved Standards	CSA LR7189, UL E28476
--------------------	-----------------------

Packaging Features

Packaging Quantity	12500
--------------------	-------

Packaging Method	Reel
------------------	------

Other

Connector Contacts Comment	(*) For use with Model "K" machines. Call the Technical Assistance Center (1-800-522-6752) for any tooling questions.
----------------------------	---

Product Compliance

[For compliance documentation, visit the product page on TE.com>](#)

EU RoHS Directive 2011/65/EU	Not Compliant
------------------------------	---------------

EU ELV Directive 2000/53/EC	Compliant with Exemptions
-----------------------------	---------------------------

China RoHS 2 Directive MIIT Order No 32, 2016	Restricted Materials Above Threshold
---	--------------------------------------

EU REACH Regulation (EC) No. 1907/2006	Current ECHA Candidate List: JUNE 2023 (235)
--	--

Candidate List Declared Against: JUNE 2023 (235)

SVHC > Threshold:

Pb (13% in Component Part)

Article Safe Usage Statements:

Do not eat, drink or smoke when using this product. Wash thoroughly after handling. Recycle if possible and dispose of the article by following all applicable governmental regulations relevant to your geographic location.

Halogen Content	Low Halogen - Br, Cl, F, I < 900 ppm per
-----------------	--

homogenous material. Also BFR/CFR/PVC Free

Solder Process Capability

Not applicable for solder process capability

Product Compliance Disclaimer

This information is provided based on reasonable inquiry of our suppliers and represents our current actual knowledge based on the information they provided. This information is subject to change. The part numbers that TE has identified as EU RoHS compliant have a maximum concentration of 0.1% by weight in homogenous materials for lead, hexavalent chromium, mercury, PBB, PBDE, DBP, BBP, DEHP, DIBP, and 0.01% for cadmium, or qualify for an exemption to these limits as defined in the Annexes of Directive 2011/65/EU (RoHS2). Finished electrical and electronic equipment products will be CE marked as required by Directive 2011/65/EU. Components may not be CE marked. Additionally, the part numbers that TE has identified as EU ELV compliant have a maximum concentration of 0.1% by weight in homogenous materials for lead, hexavalent chromium, and mercury, and 0.01% for cadmium, or qualify for an exemption to these limits as defined in the Annexes of Directive 2000/53/EC (ELV). Regarding the REACH Regulation, the information TE provides on SVHC in articles for this part number is based on the latest European Chemicals Agency (ECHA) 'Guidance on requirements for substances in articles' posted at this URL: <https://echa.europa.eu/guidance-documents/guidance-on-reach>

Compatible Parts



TE Part # 91517-1
CCII FEMALE MOD IV REC 24-22 ASSY



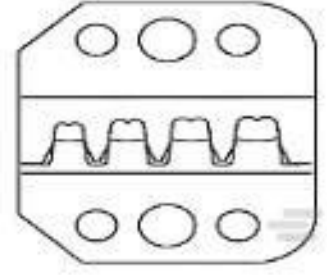
TE Part # 58641-1
PRO-CRIMP TL & DIE MOD IV



TE Part # 2151307-1
OCEAN_2.0_APPLICATOR-S-042F062O



TE Part # 843996-3
TOOL, EXTRACTION RESET



TE Part # 58641-2
PROCRIMP DIE MOD IV



TE Part # 2151307-2
OCEAN_2.0_APPLICATOR-S-042F062OA



TE Part # 7-2151307-1
OCEAN_2.0_APPLICATOR-S-042F062O



TE Part # 7-2151307-2
OCEAN_2.0_APPLICATOR-S-042F062OA



KIT
TE Part # 7-2151307-7
OCEAN_2.0_SPARE_PART_KIT-042F062O




TE Part # 2-2151307-1
OCEAN_2.0_APPLICATOR-S-042F062O

Also in the Series | **AMPMODU IV/V**



Automotive Housings(2)



Backplane Connector Housings(1)



Board-to-Board Connector Contacts(6)



Connector Caps & Covers(18)




Connector Strain Relief(3)



Insertion & Extraction Tools(4)



PCB Connector Keying(6)



PCB Connector Mounting(1)



PCB Headers & Receptacles(934)



PCB Latches, Locks & Retainers(7)



Rectangular Connector Housings(5)



Standard Rectangular Connectors(8)



Wire-to-Board Connector Assemblies & Housings(447)



Wire-to-Board Connector Contacts (322)

Customers Also Bought




TE Part #328996
 TERMINAL,PIDG R 16-14 4




TE Part #5499141-6
 A/L UNIV HDR 26P RA LG LAT



TE Part #5745172-1
 SIZE 2 ASSY KIT



TE Part #5745173-1
 CABLE CLAMP KIT,SZ 3



TE Part #5745172-2
15 POS STRAIN RELIEF KIT




TE Part #102387-2
14 MODIV HSG COMP DR .100 POL



TE Part #1676673-2
RN 0805 24R3 0.1% 10PPM 1K RL



TE Part #NB09312001
ATUM-12/4-0-STK



TE Part #6450839-6
MBXLE R/A HDR 2ACP8S4ACP16S2AC



TE Part #91067-2
INSERTION/EXTRACTION TOOL

Documents

Product Drawings

[MOD IV RECP PLTD 15 DPLX](#)

English

CAD Files

Customer View Model

[ENG_CVM_103171-1_J.3d_igs.zip](#)

English

Customer View Model

[ENG_CVM_103171-1_J.3d_stp.zip](#)

English

Customer View Model

[ENG_CVM_103171-1_J.2d_dxf.zip](#)

English

3D PDF

English

By downloading the CAD file I accept and agree to the [Terms and Conditions](#) of use.

Product Specifications

[Application Specification](#)

English