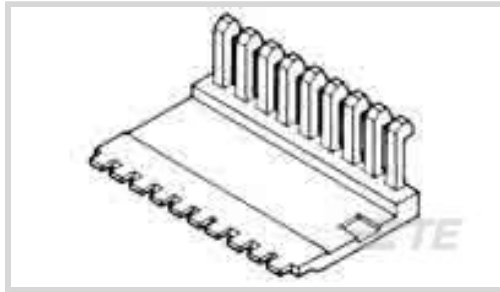




Connectors > Connector Accessories > Connector Caps & Covers



Connector Cover Type: **Strain Relief Cover**

Primary Product Color: **Black**

Primary Product Material: **Thermoplastic**

Number of Positions: **10**

Operating Temperature (Max): **105 °C [221 °F]**

Features

Product Type Features

Product Profile	Low
Connector Cover Type	Strain Relief Cover

Configuration Features

Number of Positions	10
---------------------	----

Body Features

Connector Cover Side	Back
Primary Product Color	Black
Primary Product Material	Thermoplastic

Mechanical Attachment

Strain Relief	With
---------------	------

Housing Features

Centerline (Pitch)	2.54 mm[.1 in]
--------------------	----------------

Usage Conditions

Operating Temperature (Max)	105 °C[221 °F]
Operating Temperature Range	-65 – 105 °C[-85 – 221 °F]

Industry Standards

UL Flammability Rating	UL 94V-0
------------------------	----------

Product Compliance

[For compliance documentation, visit the product page on TE.com>](#)

EU RoHS Directive 2011/65/EU	Compliant
EU ELV Directive 2000/53/EC	Compliant
China RoHS 2 Directive MIIT Order No 32, 2016	No Restricted Materials Above Threshold
EU REACH Regulation (EC) No. 1907/2006	Current ECHA Candidate List: JUNE 2023 (235) Candidate List Declared Against: JUNE 2023 (235) Does not contain REACH SVHC
Halogen Content	Not Low Halogen - contains Br or Cl > 900 ppm.
Solder Process Capability	Not applicable for solder process capability

Product Compliance Disclaimer

This information is provided based on reasonable inquiry of our suppliers and represents our current actual knowledge based on the information they provided. This information is subject to change. The part numbers that TE has identified as EU RoHS compliant have a maximum concentration of 0.1% by weight in homogenous materials for lead, hexavalent chromium, mercury, PBB, PBDE, DBP, BBP, DEHP, DIBP, and 0.01% for cadmium, or qualify for an exemption to these limits as defined in the Annexes of Directive 2011/65/EU (RoHS2). Finished electrical and electronic equipment products will be CE marked as required by Directive 2011/65/EU. Components may not be CE marked. Additionally, the part numbers that TE has identified as EU ELV compliant have a maximum concentration of 0.1% by weight in homogenous materials for lead, hexavalent chromium, and mercury, and 0.01% for cadmium, or qualify for an exemption to these limits as defined in the Annexes of Directive 2000/53/EC (ELV). Regarding the REACH Regulation, the information TE provides on SVHC in articles for this part number is based on the latest European Chemicals Agency (ECHA) 'Guidance on requirements for substances in articles' posted at this URL: <https://echa.europa.eu/guidance-documents/guidance-on-reach>

Compatible Parts



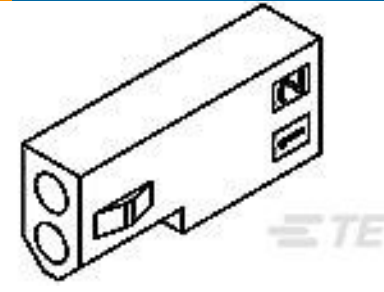
Customers Also Bought



TE Part #5050864-5
SOCKET,MIN-SPR W/H SN-AU SER-3



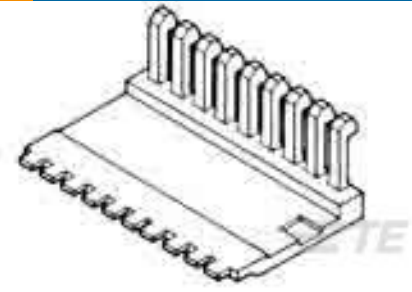
TE Part #640713-1
02P UMNL STR/REL & INSERT



TE Part #770274-1
04P .062 COMM P&S RECPT



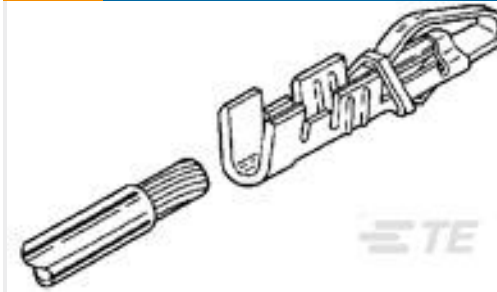
TE Part #102393-3
10 AMPMODU MT ASSY DR .100CL



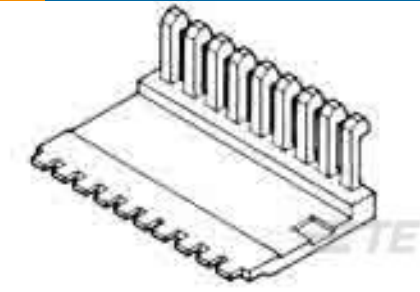
TE Part #102536-6
16 AMPMODU MT COVER DR .100CL



TE Part #5-102398-2
08 AMPMODU MT ASSY DR.100CL SN



TE Part #583989-3
CONT AMP LEAF L/P 30/3 AU



TE Part #1-102536-1
26 AMPMODU MT COVER DR .100CL



TE Part #770672-6
UMNL PIN 30-26 AUNI/PHBZ L/P



TE Part #7-1393254-4
W92-X112-25=M6/M7/M9/W6/W7

Documents

Product Drawings

[10 AMPMODU MT COVER DR .100CL](#)

English

CAD Files

[3D PDF](#)

3D

Customer View Model

[ENG_CVM_CVM_102536-3_R.2d_dxf.zip](#)

English

Customer View Model

[ENG_CVM_CVM_102536-3_R.3d_igs.zip](#)

English

Customer View Model

[ENG_CVM_CVM_102536-3_R.3d_stp.zip](#)

English

By downloading the CAD file I accept and agree to the [Terms and Conditions](#) of use.

Datasheets & Catalog Pages



[AMPMODU_INTERCONNECTION_SYSTEM_SECTION5_CONT](#)

English

Product Specifications

[Application Specification](#)

English

Product Environmental Compliance

[MD_102536-3_08172017321_dmtec](#)

English

[MD_102536-3_08172017321_dmtec](#)

English