

102316-6 ✓ ACTIVE

AMPMODU | AMPMODU IV/V

TE Internal #: 102316-6

Connector Contact, Socket, Wire-to-Board, 32 – 27 AWG Wire Size,  
59.2 – 197.35 CMA Wire Size, .03 – .1 mm<sup>2</sup> Wire Size, Gold, Reel,  
AMPMODU IV/V

[View on TE.com >](#)



Connectors > PCB Connectors > Wire-to-Board Connectors > Wire-to-Board Connector Contacts



Contact Type: **Socket**

Connector System: **Wire-to-Board**

Wire Size: **.03 – .1 mm<sup>2</sup>**

## Features

### Product Type Features

Applied Pressure	Standard
Connector System	Wire-to-Board
Connector & Contact Terminates To	Wire & Cable

### Configuration Features

Compatible With Wire & Cable Type	Discrete Wire
-----------------------------------	---------------

### Electrical Characteristics

Termination Resistance	12 mΩ
Insulation Resistance	5000 MΩ
Dielectric Withstanding Voltage (Max)	750 V
Operating Voltage	250 VAC

### Contact Features

Mating Square Post Dimension	.64 mm[.025 in]
	15 μin
Wire Contact Termination Area Plating Material	Tin-Lead over Nickel
Contact Base Material	Copper Tin Phosphor Bronze
Contact Type	Socket
Contact Mating Area Plating Material	Gold
Contact Current Rating (Max)	3 A

### Termination Features



Termination Method to Wire & Cable	Crimp
------------------------------------	-------

### Mechanical Attachment

Wire Insulation Support	With
-------------------------	------

### Dimensions

Compatible Insulation Diameter Range	1.02 mm[.04 in]
--------------------------------------	-----------------

Wire Size	.03 – .1 mm <sup>2</sup>
-----------	--------------------------

### Usage Conditions

Operating Temperature Range	-65 – 105 °C[-85 – 221 °F]
-----------------------------	----------------------------

### Operation/Application

Circuit Application	Power & Signal
---------------------	----------------

### Industry Standards

Approved Standards	CSA LR7189, UL E28476
--------------------	-----------------------

### Packaging Features

Packaging Quantity	12500
--------------------	-------

Packaging Method	Reel
------------------	------

### Other

Connector Contacts Comment	(*) For use with Model "K" machines. Call the Technical Assistance Center (1-800-522-6752) for any tooling questions.
----------------------------	---

## Product Compliance

[For compliance documentation, visit the product page on TE.com>](#)

EU RoHS Directive 2011/65/EU	Not Compliant
------------------------------	---------------

EU ELV Directive 2000/53/EC	Compliant with Exemptions
-----------------------------	---------------------------

China RoHS 2 Directive MIIT Order No 32, 2016	Restricted Materials Above Threshold
---	--------------------------------------

EU REACH Regulation (EC) No. 1907/2006	Current ECHA Candidate List: JUNE 2023 (235) Candidate List Declared Against: JUNE 2023 (235) SVHC > Threshold: Pb (13% in Component Part)
--	---

**Article Safe Usage Statements:**  
Do not eat, drink or smoke when using this product. Wash thoroughly after handling. Recycle if possible and dispose of the article by following all applicable governmental regulations relevant to your geographic location.

Halogen Content	Low Halogen - Br, Cl, F, I < 900 ppm per homogenous material. Also BFR/CFR/PVC Free
-----------------	---

Solder Process Capability

Not applicable for solder process capability

Product Compliance Disclaimer

This information is provided based on reasonable inquiry of our suppliers and represents our current actual knowledge based on the information they provided. This information is subject to change. The part numbers that TE has identified as EU RoHS compliant have a maximum concentration of 0.1% by weight in homogenous materials for lead, hexavalent chromium, mercury, PBB, PBDE, DBP, BBP, DEHP, DIBP, and 0.01% for cadmium, or qualify for an exemption to these limits as defined in the Annexes of Directive 2011/65/EU (RoHS2). Finished electrical and electronic equipment products will be CE marked as required by Directive 2011/65/EU. Components may not be CE marked. Additionally, the part numbers that TE has identified as EU ELV compliant have a maximum concentration of 0.1% by weight in homogenous materials for lead, hexavalent chromium, and mercury, and 0.01% for cadmium, or qualify for an exemption to these limits as defined in the Annexes of Directive 2000/53/EC (ELV). Regarding the REACH Regulation, the information TE provides on SVHC in articles for this part number is based on the latest European Chemicals Agency (ECHA) 'Guidance on requirements for substances in articles' posted at this URL: <https://echa.europa.eu/guidance-documents/guidance-on-reach>

## Compatible Parts



TE Part # 1-87499-7  
10 MODIV HSG SR MRKD .100CL



TE Part # 1-102387-2  
64 MODIV HSG COMP DR .100 POL



TE Part # 1-87631-2  
16 MODIV HSG DR MRKD .100 POL



TE Part # 87499-7  
04 MODIV HSG SR MRKD .100CL



TE Part # 1-87456-5  
20 MODIV HSG COMP DR .100CL



TE Part # 1-87631-6  
20 MODIV HSG DR MRKD .100 POL



TE Part # 1-102387-0  
50 MODIV HSG COMP DR .100 POL



TE Part # 87977-8  
20 MODIV HSG DR MRKD .100 POL



TE Part # 102387-5  
24 MODIV HSG COMP DR .100 POL



TE Part # 102241-6  
08 MODIV HSG COMP SR .100 POL






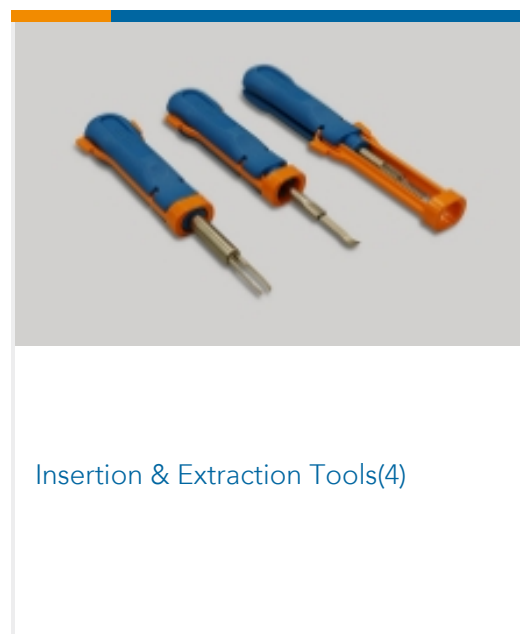


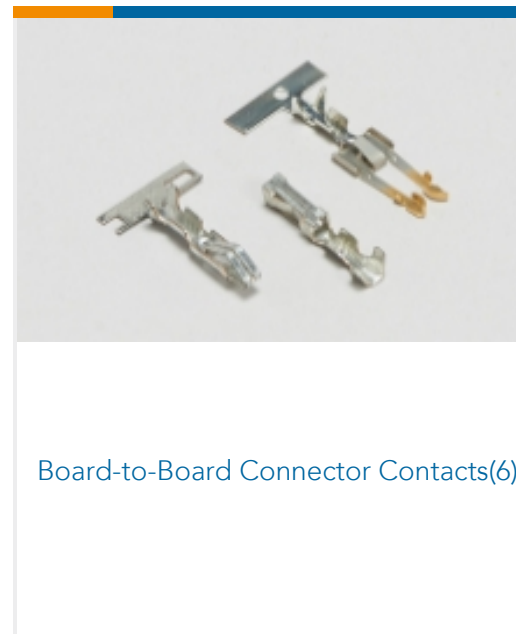
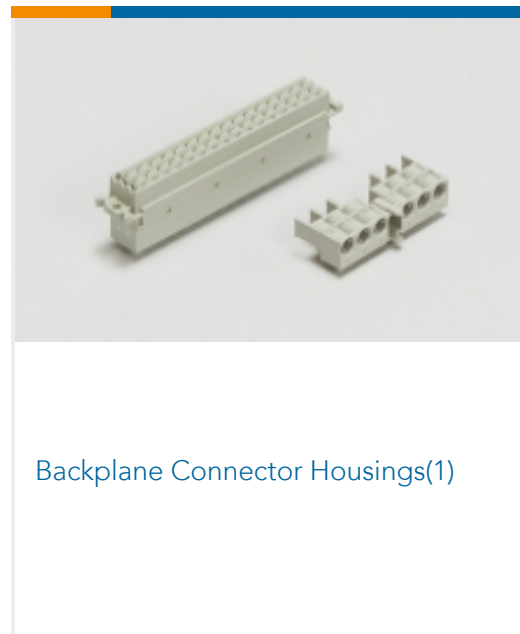
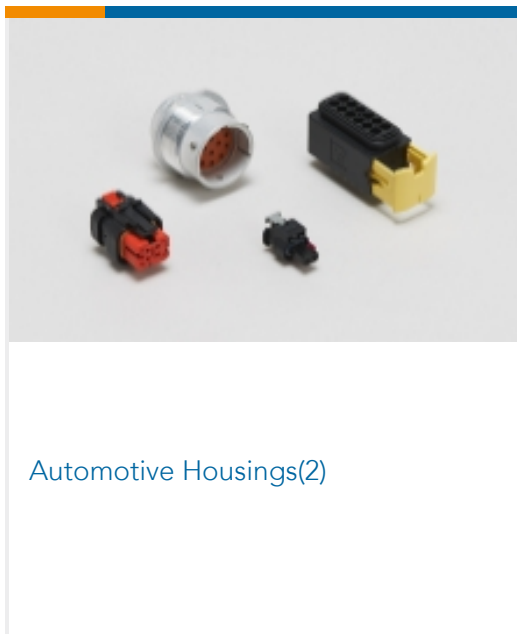
TE Part # 87977-4  
12 MODIV HSG DR MRKD .100 POL



TE Part # 102387-7  
30 MODIV HSG COMP DR .100 POL


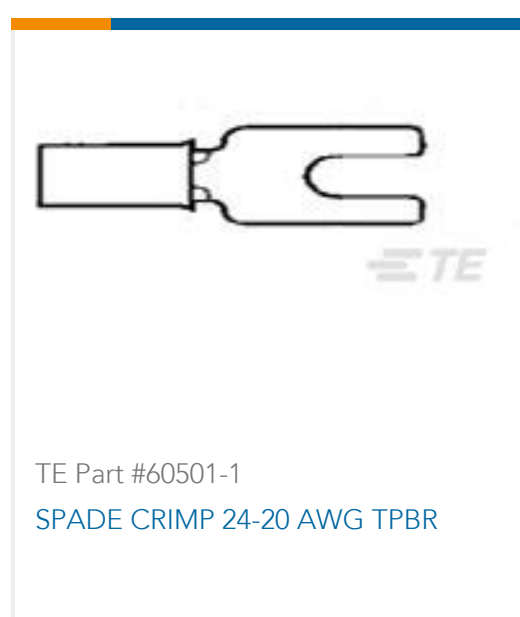


Also in the Series | **AMPMODU IV/V**



Wire-to-Board Connector Assemblies  
& Housings(447)Wire-to-Board Connector Contacts  
(322)

## Customers Also Bought

TE Part #1658543-2  
SOCKET CONT DUPL PLT STRIP HD-TE Part #1-1600961-7  
CONT 12-16 AWG PWR, MFBL PLATETE Part #66100-4  
III+ SKT,18-16,30AU/FL,STRIPTE Part #1-1600961-8  
CONT 12-16 AWG PWR, STD PLATETE Part #6648319-1  
CONTACT,SKTTE Part #66331-4  
III+ SKT,24-20,30AU/FL,STRIPTE Part #5-103944-2  
5X3 MTE SHRD PIN SR POL .100TE Part #5-103948-4  
4X5 MTE SHRD PIN SR LATCH .100TE Part #6270993001  
55A1141-24-0/2/6/9-9TE Part #60501-1  
SPADE CRIMP 24-20 AWG TPBR

## Documents

### Product Drawings

[MOD IV RECP PLTD 15 DPLX](#)

English

### CAD Files

[3D PDF](#)

3D

[Customer View Model](#)

[ENG\\_CVM\\_CVM\\_102316-6\\_AF\\_c-102316-6-af.2d\\_dxf.zip](#)



English

**Customer View Model**

[ENG\\_CVM\\_CVM\\_102316-6\\_AF\\_c-102316-6-af.3d\\_igs.zip](#)

English

**Customer View Model**

[ENG\\_CVM\\_CVM\\_102316-6\\_AF\\_c-102316-6-af.3d\\_stp.zip](#)

English

By downloading the CAD file I accept and agree to the [Terms and Conditions](#) of use.

---

**Datasheets & Catalog Pages**

[AMP MODU IV & V Section of Catalog 1307819](#)

English

---

**Product Specifications**

[Application Specification](#)

English

---

**Product Environmental Compliance**

[Product Compliance](#)

English

[Product Compliance](#)

English