

100161-1 ✓ ACTIVE

Z-PACK | Z-PACK 2mm HM

TE Internal #: 100161-1

Hard Metric Backplane Connectors, PCB Mount Receptacle, ≤ 1 Gb

/s, 11 Column, 5 Row, Mezzanine, 55 Position, 2 mm [.078 in]

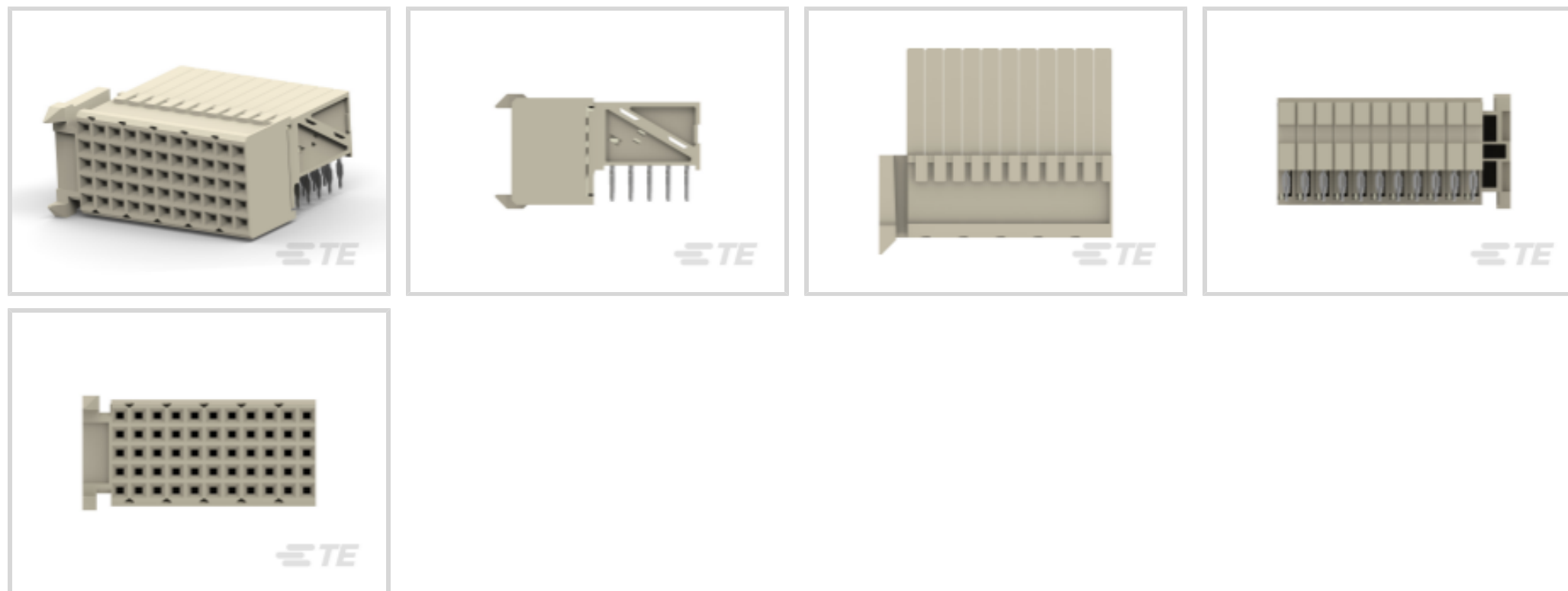
Centerline, Z-PACK 2mm HM

[View on TE.com >](#)



[Connectors >](#) [PCB Connectors >](#) [Backplane Connectors >](#) [Hard Metric Backplane Connectors >](#)

HM Receptacle Connector: Traditional Backplane, Coplanar, 2mm



PCB Connector Assembly Type: **PCB Mount Receptacle**

Data Rate: ≤ 1 Gb/s

Number of Columns: **11**

Number of Rows: **5**

Backplane Architecture: **Mezzanine**

[All HM Receptacle Connector: Traditional Backplane, Coplanar, 2mm \(48\)](#)

Features

Product Type Features

| | |
|-----------------------------------|-----------------------|
| Backplane Interface Type | 2mm HM |
| PCB Connector Assembly Type | PCB Mount Receptacle |
| Connector System | Board-to-Board |
| Sealable | No |
| Connector & Contact Terminates To | Printed Circuit Board |

Configuration Features

| | |
|------------------------|---------------|
| Rows Loaded | A, B, C, D, E |
| Number of Columns | 11 |
| Number of Rows | 5 |
| Backplane Architecture | Mezzanine |
| Number of Positions | 55 |
| PCB Mount Orientation | Right Angle |



Signal Characteristics

| | |
|-------------------|----------|
| Crosstalk Version | Standard |
| Data Rate | ≤1 Gb/s |

Body Features

| | |
|-----------------------|------|
| Primary Product Color | Gray |
|-----------------------|------|

Contact Features

| | |
|--|-----------------|
| Contact Mating Area Length | 3.7 mm |
| Feedthrough Post Length | 3.7 mm |
| CompactPCI Designation | None |
| Contact Type | Socket |
| Contact Underplating Material | Nickel |
| PCB Contact Termination Area Plating Material | Tin-Lead |
| Contact Base Material | Phosphor Bronze |
| Contact Mating Area Plating Material | Gold |
| Contact Mating Area Plating Material Thickness | .76 μm[30 μin] |
| Contact Current Rating (Max) | 1.5 A |

Termination Features

| | |
|---|--------------------------|
| Termination Method to Printed Circuit Board | Through Hole - Press-Fit |
|---|--------------------------|

Mechanical Attachment

| | |
|-------------------------|-------------|
| Mating Alignment Type | Guide Lugs |
| Connector Mounting Type | Board Mount |

Housing Features

| | |
|--------------------|---------------|
| Housing Material | PBT GF |
| Centerline (Pitch) | 2 mm[.078 in] |

Dimensions

| | |
|-------------------------|-------|
| Backplane Module Length | 25 mm |
|-------------------------|-------|

Usage Conditions

| | |
|-----------------------------|----------------------------|
| Operating Temperature Range | -55 – 125 °C[-67 – 257 °F] |
|-----------------------------|----------------------------|

Operation/Application

| | |
|---------------------|----------------|
| Shielded | No |
| Circuit Application | Power & Signal |



Industry Standards

| | |
|------------------------|----------|
| UL Flammability Rating | UL 94V-0 |
|------------------------|----------|

Packaging Features

| | |
|--------------------|------|
| Packaging Quantity | 22 |
| Packaging Method | Tube |

Product Compliance

[For compliance documentation, visit the product page on TE.com>](#)

| | |
|---|---|
| EU RoHS Directive 2011/65/EU | Not Compliant |
| EU ELV Directive 2000/53/EC | Compliant with Exemptions |
| China RoHS 2 Directive MIIT Order No 32, 2016 | Restricted Materials Above Threshold |
| EU REACH Regulation (EC) No. 1907/2006 | Current ECHA Candidate List: JUNE 2023 (235) Candidate List Declared Against: JUNE 2023 (235) SVHC > Threshold: Pb (13% in Component Part) Article Safe Usage Statements: Do not eat, drink or smoke when using this product. Wash thoroughly after handling. Recycle if possible and dispose of the article by following all applicable governmental regulations relevant to your geographic location. |
| Halogen Content | Not Low Halogen - contains Br or Cl > 900 ppm. |
| Solder Process Capability | Not applicable for solder process capability |

Product Compliance Disclaimer

This information is provided based on reasonable inquiry of our suppliers and represents our current actual knowledge based on the information they provided. This information is subject to change. The part numbers that TE has identified as EU RoHS compliant have a maximum concentration of 0.1% by weight in homogenous materials for lead, hexavalent chromium, mercury, PBB, PBDE, DBP, BBP, DEHP, DIBP, and 0.01% for cadmium, or qualify for an exemption to these limits as defined in the Annexes of Directive 2011/65/EU (RoHS2). Finished electrical and electronic equipment products will be CE marked as required by Directive 2011/65/EU. Components may not be CE marked. Additionally, the part numbers that TE has identified as EU ELV compliant have a maximum concentration of 0.1% by weight in homogenous materials for lead, hexavalent chromium, and mercury, and 0.01% for cadmium, or qualify for an exemption to these limits as defined in the Annexes of Directive 2000/53/EC (ELV). Regarding the REACH Regulation, the information TE provides on SVHC in articles for this part number is based on the latest European Chemicals Agency (ECHA) 'Guidance on requirements for substances in articles' posted at this URL: <https://echa.europa.eu/guidance-documents/guidance-on-reach>

Compatible Parts



TE Part # 106012-1
Z-PACK/C RAMH. 55P.

TE Part # 100159-1
2MM HDR, 55 POS EXTN MOD

TE Part # 122559-1
SEATING TOOL 2MM HM 7 ROW

TE Part # 646480-2
2MM H.M., C SHROUD 3.9MM

TE Part # 352674-2
ZP,HSN 22MM LIF SHR

TE Part # 646480-1
2MM H.M., C SHROUD 3MM

TE Part # 354687-1
2MM HM & 2MM FB REPAIR HAND TL

Also in the Series | Z-PACK 2mm HM

Backplane Coding Keys(60)

Backplane Connector Housings(4)

Backplane Guide Hardware(37)

Backplane Power Connectors(6)

Board-to-Board Connector Contacts(2)

Hard Metric Backplane Connectors (269)

High Speed Backplane Connectors(1)

Insertion & Extraction Tools(2)

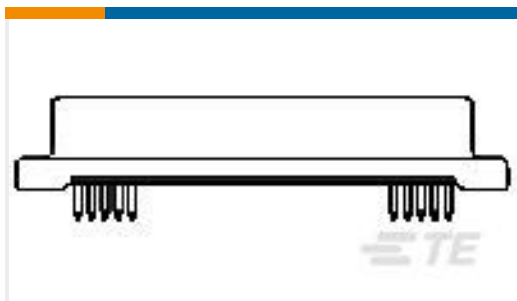
PCB Connector Covers(4)

PCB Connector Shrouds(39)

PCB Ferrules & Shields(19)

Rectangular Power Connectors(87)

Customers Also Bought



TE Part #5173279-3
MINI MITE PLUG ASSY 50P (V)



TE Part #1-1658527-3
622-4041LF FEM SOCKET, LEAD FREE



TE Part #2-1761603-7
IDC LOW PRO HDR 20P VERT BLUE



TE Part #3-1827253-6
.5FHP05H, 220, S, GIG, 08/Sn, HT, NSYes



TE Part #6-1879350-5
RR01 5% 100R AMMO



TE Part #4-1676914-1
YR1 0.1% 49K9




TE Part #2-2176308-2
RP 1E 0.1W 221K 0.1% 25PPM 5K RL



TE Part #ZPF000000000100828
DMC-MD 20 A



TE Part #ZPF000000000102764
787-8055-30M



TE Part #1879327-4
R1652 350 22R 5%

Documents

Product Drawings

Z-PACK/C F-HDR 55P

English

CAD Files

3D PDF

English

Customer View Model

[ENG_CVM_100161-1_H.2d_dxf.zip](#)

English

Customer View Model

[ENG_CVM_100161-1_H.3d_igs.zip](#)

English

Customer View Model

[ENG_CVM_100161-1_H.3d_stp.zip](#)

English

By downloading the CAD file I accept and agree to the [Terms and Conditions](#) of use.

Product Specifications



Application Specification

English

Product Environmental Compliance

[MD_100161-1_06232014947_dmtec](#)

English

[MD_100161-1_06232014947_dmtec](#)

English

Instruction Sheets

[INSERTION TOOL FOR Z-PACK 2mm HM CONN.](#)

Japanese

[Instruction Sheet \(non U.S.\)](#)

Japanese