

100147-1 ✓ ACTIVE

Z-PACK | Z-PACK 2mm HM

TE Internal #: 100147-1

Hard Metric Backplane Connectors, PCB Mount Receptacle, ≤ 1 Gb

/s, 22 Column, 5 Row, Mezzanine, 110 Position, 2 mm [.078 in]

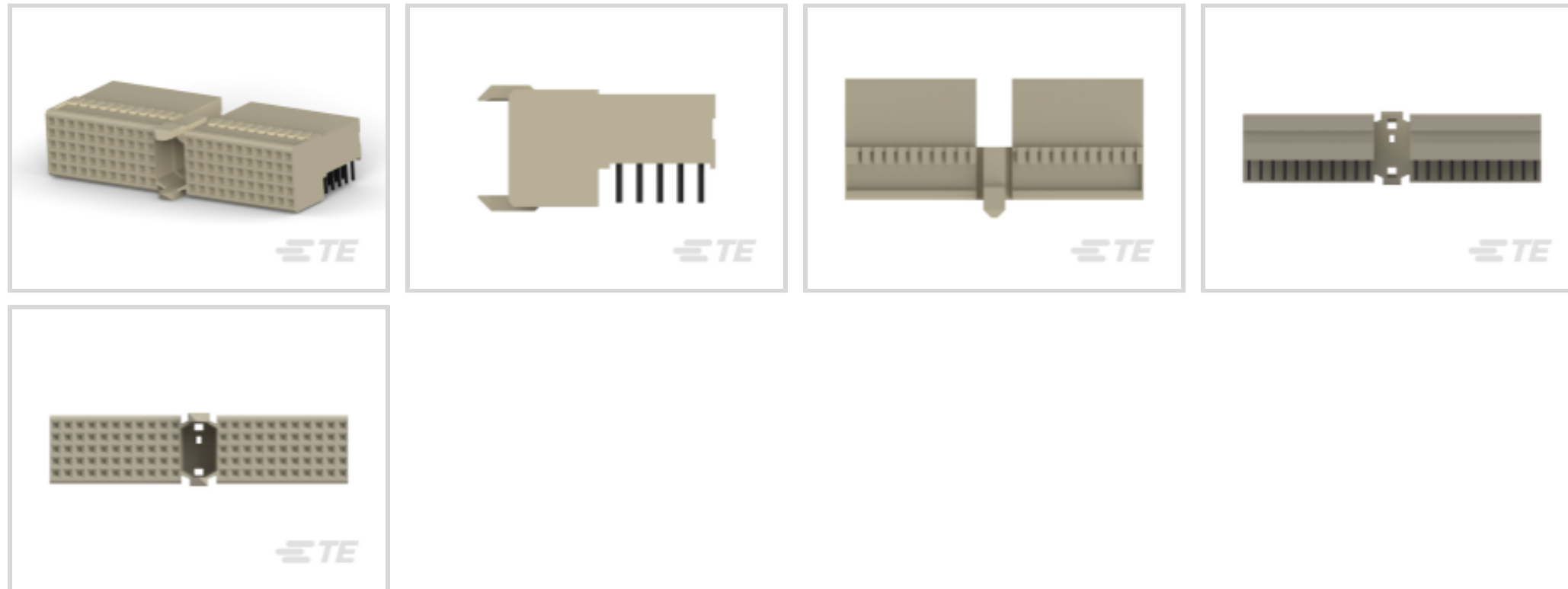
Centerline, Z-PACK 2mm HM

[View on TE.com >](#)



[Connectors >](#) [PCB Connectors >](#) [Backplane Connectors >](#) [Hard Metric Backplane Connectors >](#)

HM Receptacle Connector: Traditional Backplane, Coplanar, 2mm



PCB Connector Assembly Type: **PCB Mount Receptacle**

Data Rate: ≤ 1 Gb/s

Number of Columns: **22**

Number of Rows: **5**

Backplane Architecture: **Mezzanine**

[All HM Receptacle Connector: Traditional Backplane, Coplanar, 2mm \(48\)](#)

Features

Product Type Features

Backplane Interface Type	2mm HM
PCB Connector Assembly Type	PCB Mount Receptacle
Connector System	Board-to-Board
Sealable	No
Connector & Contact Terminates To	Printed Circuit Board

Configuration Features

Rows Loaded	A, B, C, D, E
Number of Columns	22
Number of Rows	5
Backplane Architecture	Mezzanine
Number of Positions	110
PCB Mount Orientation	Right Angle



Signal Characteristics

Crosstalk Version	Standard
Data Rate	≤1 Gb/s

Body Features

Primary Product Color	Gray
-----------------------	------

Contact Features

Contact Mating Area Length	3.7 mm
Feedthrough Post Length	3.3 mm
CompactPCI Designation	None
Contact Type	Socket
Contact Underplating Material	Nickel
PCB Contact Termination Area Plating Material	Tin-Lead
Contact Base Material	Phosphor Bronze
Contact Mating Area Plating Material	Gold
Contact Mating Area Plating Material Thickness	.76 μm[30 μin]
Contact Current Rating (Max)	1.5 A

Termination Features

Termination Method to Printed Circuit Board	Through Hole - Press-Fit
---	--------------------------

Mechanical Attachment

Mating Alignment Type	Multi-Purpose Center
Connector Mounting Type	Board Mount

Housing Features

Housing Material	PBT GF
Centerline (Pitch)	2 mm[.078 in]

Dimensions

Backplane Module Length	50 mm
-------------------------	-------

Usage Conditions

Operating Temperature Range	-55 – 125 °C[-67 – 257 °F]
-----------------------------	----------------------------

Operation/Application

Shielded	No
Circuit Application	Power & Signal



Industry Standards

UL Flammability Rating	UL 94V-0
------------------------	----------

Packaging Features

Packaging Quantity	11
Packaging Method	Tube

Product Compliance

[For compliance documentation, visit the product page on TE.com>](#)

EU RoHS Directive 2011/65/EU	Not Compliant
EU ELV Directive 2000/53/EC	Compliant with Exemptions
China RoHS 2 Directive MIIT Order No 32, 2016	Restricted Materials Above Threshold
EU REACH Regulation (EC) No. 1907/2006	Current ECHA Candidate List: JUNE 2023 (235) Candidate List Declared Against: JUNE 2023 (235) SVHC > Threshold: Pb (13% in Component Part) Article Safe Usage Statements: Do not eat, drink or smoke when using this product. Wash thoroughly after handling. Recycle if possible and dispose of the article by following all applicable governmental regulations relevant to your geographic location.
Halogen Content	Not Low Halogen - contains Br or Cl > 900 ppm.
Solder Process Capability	Not applicable for solder process capability

Product Compliance Disclaimer

This information is provided based on reasonable inquiry of our suppliers and represents our current actual knowledge based on the information they provided. This information is subject to change. The part numbers that TE has identified as EU RoHS compliant have a maximum concentration of 0.1% by weight in homogenous materials for lead, hexavalent chromium, mercury, PBB, PBDE, DBP, BBP, DEHP, DIBP, and 0.01% for cadmium, or qualify for an exemption to these limits as defined in the Annexes of Directive 2011/65/EU (RoHS2). Finished electrical and electronic equipment products will be CE marked as required by Directive 2011/65/EU. Components may not be CE marked. Additionally, the part numbers that TE has identified as EU ELV compliant have a maximum concentration of 0.1% by weight in homogenous materials for lead, hexavalent chromium, and mercury, and 0.01% for cadmium, or qualify for an exemption to these limits as defined in the Annexes of Directive 2000/53/EC (ELV). Regarding the REACH Regulation, the information TE provides on SVHC in articles for this part number is based on the latest European Chemicals Agency (ECHA) 'Guidance on requirements for substances in articles' posted at this URL: <https://echa.europa.eu/guidance-documents/guidance-on-reach>

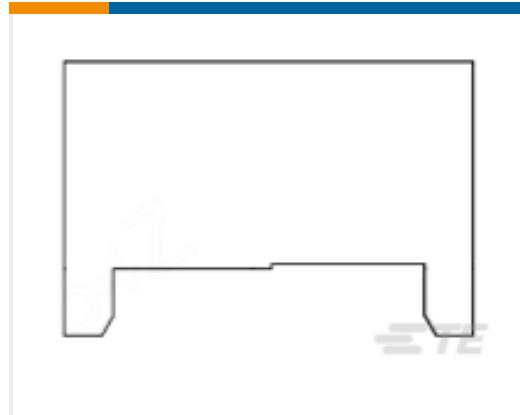
Compatible Parts




TE Part # CAT-472-Z12
Hard Metric Male Connector:
Traditional Backplane, Mezzanine,
2mm



TE Part # 646478-5
2MM H.M., "A" SHROUD, 4.5MM



TE Part # 122559-1
SEATING TOOL 2MM HM 7 ROW



TE Part # 646478-2
2MM H.M., "A" SHROUD, 3.9MM



TE Part # 646478-1
2MM H.M., "A" SHROUD, 3MM



TE Part # 646478-4
2MM H.M., "A" SHROUD, 4.3MM



TE Part # 646478-6
2MM H.M., "A" SHROUD, 4.7MM



TE Part # 646478-7
2MM H.M., "A" SHROUD, 4.9MM




TE Part # 354687-1
2MM HM & 2MM FB REPAIR HAND TL


Also in the Series | Z-PACK 2mm HM




Backplane Coding Keys(60)




Backplane Connector Housings(4)



Backplane Guide Hardware(37)




Backplane Power Connectors(6)




Board-to-Board Connector Contacts(2)




Hard Metric Backplane Connectors
(269)



High Speed Backplane Connectors(1)



Insertion & Extraction Tools(2)



PCB Connector Covers(4)



PCB Connector Shrouds(39)




PCB Ferrules & Shields(19)

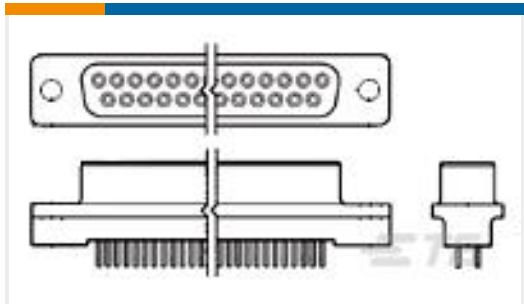


Rectangular Power Connectors(87)

Customers Also Bought




TE Part #5499923-4
A/L UNIV HDR 20P VERT LG LAT



TE Part #5745077-4
HD-20 RCPT 15P VERT FFSCRLK



TE Part #5745071-2
HD-20 PLUG 9P VERT FFSCRLK



TE Part #2-1761607-7
IDC LOW PRO HDR 20P RA LG LAT



TE Part #500005-1
SPIRAP 1/2" FR PE, WHITE, 50FT




TE Part #61173-5
CMNL SOK 30-22 AUNIBR L/P



TE Part #61174-5
CMNL PIN L/P AUNIBR



TE Part #8-2176307-5
RP 1E 0.1W 93K1 0.1% 25PPM 5K RL



TE Part #5120603-2
1FHR,84,30A/S,S,N,S11,12



TE Part #089239-000
55PC1211-18-9-92CS2502

Documents

Product Drawings

[Z-PACK/A F-HDR.110P](#)

English

CAD Files

[3D PDF](#)

English

Customer View Model

[ENG_CVM_100147-1_N.2d_dxf.zip](#)



English

Customer View Model

[ENG_CVM_100147-1_N.3d_igs.zip](#)

English

Customer View Model

[ENG_CVM_100147-1_N.3d_stp.zip](#)

English

By downloading the CAD file I accept and agree to the [Terms and Conditions](#) of use.

Product Specifications

Application Specification

English

Product Environmental Compliance

[MD_100147-1_06232014946_dmtec](#)

English

[MD_100147-1_06232014946_dmtec](#)

English

Instruction Sheets

INSERTION TOOL FOR Z-PACK 2mm HM CONN.

Japanese

Instruction Sheet (non U.S.)

Japanese