

1-967242-1 ✓ ACTIVE

AMP | Junior Power Timer

TE Internal #: 1-967242-1

Housing for Female Terminals, Wire-to-Board, 16 Position, .197 in [5 mm] Centerline, Black, Wire & Cable, Power, Junior Power Timer

[View on TE.com >](#)



Connectors > Automotive Connectors > Automotive Housings > Timer Connector Housing



Connector System: **Wire-to-Board**

Number of Positions: **16**

Connector & Housing Type: **Housing for Female Terminals**

Centerline (Pitch): **5 mm [.197 in]**

Sealable: **No**

[All Timer Connector Housing \(585\)](#)

Features

Product Type Features

Mixed & Hybrid Connector	No
Connector Shape	Rectangular
Connector System	Wire-to-Board
Connector & Housing Type	Housing for Female Terminals
Sealable	No
Connector & Contact Terminates To	Wire & Cable
Primary Locking Feature	On the Terminal

Configuration Features

Number of Positions	16
Number of Rows	2

Electrical Characteristics

Nominal Voltage Architecture	12 V
------------------------------	------

Body Features

Primary Product Color	Black
Connector & Keying Code	A1

Contact Features

Contact Size	2.8mm
--------------	-------



Contact Type	Receptacle
--------------	------------

Mating Tab Width	2.8 mm[.11 in]
------------------	----------------

Contact Current Rating (Max)	30 A
------------------------------	------

Mechanical Attachment

Terminal Position Assurance	No
-----------------------------	----

Strain Relief	Without
---------------	---------

Mating Alignment Type	Keyed
-----------------------	-------

Mating Alignment	With
------------------	------

Connector Mounting Type	Cable Mount (Free-Hanging)
-------------------------	----------------------------

Housing Features

Housing Material	PBT GF
------------------	--------

Centerline (Pitch)	5 mm[.197 in]
--------------------	---------------

Dimensions

Connector Height	37.75 mm[1.486 in]
------------------	--------------------

Product Width	24.3 mm[.957 in]
---------------	------------------

Product Length	52.65 mm[2.073 in]
----------------	--------------------

Row-to-Row Spacing	6 mm[.236 in]
--------------------	---------------

Usage Conditions

Operating Temperature (Max)	130 °C[266 °F]
-----------------------------	----------------

Operating Temperature Range	-40 – 130 °C[-40 – 266 °F]
-----------------------------	----------------------------

Operation/Application

Circuit Application	Power
---------------------	-------

Packaging Features

Packaging Method	Carton
------------------	--------

Other

Serviceable	No
-------------	----

Connector Position Assurance Capable	No
--------------------------------------	----

Product Compliance

[For compliance documentation, visit the product page on TE.com>](#)

EU RoHS Directive 2011/65/EU	Compliant
------------------------------	-----------

EU ELV Directive 2000/53/EC	Compliant
-----------------------------	-----------

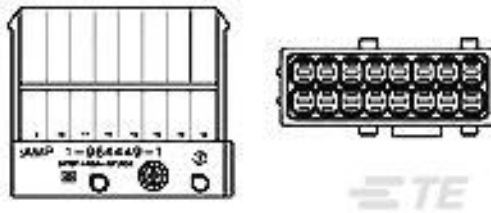




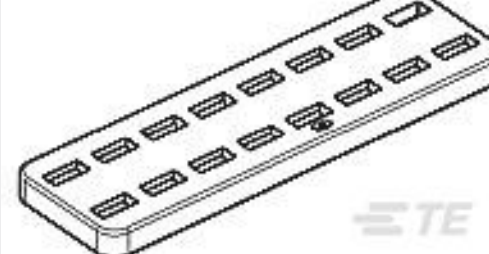




China RoHS 2 Directive MIIT Order No 32, 2016	No Restricted Materials Above Threshold
EU REACH Regulation (EC) No. 1907/2006	Current ECHA Candidate List: JUNE 2023 (235) Candidate List Declared Against: JUNE 2023 (235) Does not contain REACH SVHC
Halogen Content	BFR/CFR/PVC Free, but Br/Cl >900 ppm in other sources.
Solder Process Capability	Not applicable for solder process capability

Product Compliance Disclaimer

This information is provided based on reasonable inquiry of our suppliers and represents our current actual knowledge based on the information they provided. This information is subject to change. The part numbers that TE has identified as EU RoHS compliant have a maximum concentration of 0.1% by weight in homogenous materials for lead, hexavalent chromium, mercury, PBB, PBDE, DBP, BBP, DEHP, DIBP, and 0.01% for cadmium, or qualify for an exemption to these limits as defined in the Annexes of Directive 2011/65/EU (RoHS2). Finished electrical and electronic equipment products will be CE marked as required by Directive 2011/65/EU. Components may not be CE marked. Additionally, the part numbers that TE has identified as EU ELV compliant have a maximum concentration of 0.1% by weight in homogenous materials for lead, hexavalent chromium, and mercury, and 0.01% for cadmium, or qualify for an exemption to these limits as defined in the Annexes of Directive 2000/53/EC (ELV). Regarding the REACH Regulation, the information TE provides on SVHC in articles for this part number is based on the latest European Chemicals Agency (ECHA) 'Guidance on requirements for substances in articles' posted at this URL: <https://echa.europa.eu/guidance-documents/guidance-on-reach>

Compatible Parts

 <p>TE Part # 1-964449-1 FLACHSTE-GEH2,8 16P</p>	 <p>TE Part # CAT-LMPH9507 Low & Medium Power Header</p>	 <p>TE Part # 828922-1 2,5MM CAVITY PLUG FOR 5,4MM DI</p>	 <p>TE Part # 828905-1 SINGLE-WIRE-SEAL(5MM HOLE)</p>
 <p>TE Part # CAT-T4827-T273 TIMER, RECEPTACLE AND TAB</p>	 <p>TE Part # 963216-1 DICHTUNG</p>	 <p>TE Part # 828904-1 SINGLE WIRE SEAL FOR J.P.T.CON</p>	 <p>TE Part # 3-963215-1 16P STIFTWANNE 3MM</p>

Also in the Series | Junior Power Timer



Automotive Connector Caps & Covers (5)



Automotive Housings(252)



Automotive Terminals(86)



Busbars & Terminals(1)



Connector Seals & Cavity Plugs(10)



Insertion & Extraction Tools(8)



Module Components(6)



Other Automotive Connector Accessories(1)



PCB Headers & Receptacles(1)

Customers Also Bought



TE Part #1-965423-1
TAB HOUSING2,8 10POS



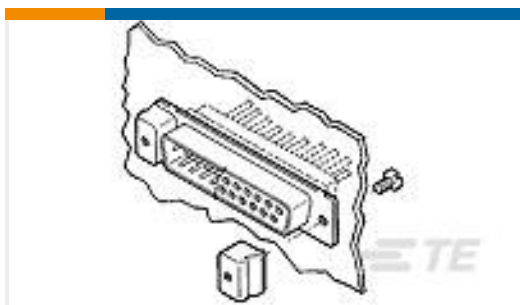
TE Part #K1124808
Battery Disconnecter 35-524-100-R



TE Part #K1162993
Push button switch TS-211-RT132



TE Part #7-962885-5
MOS0,63 Au rec LL EDS 0,2-0,35



TE Part #208101-3
HDP LATCHING BLOCK



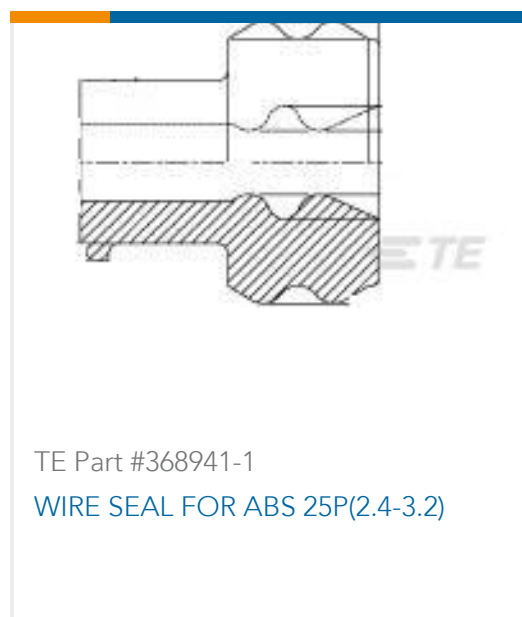
TE Part #1-2399610-1
2POS,HVP1400,ASSY,90DEG,COD A/B



TE Part #1-2399610-2
2POS,HVP1400,ASSY,90DEG,COD C/D



TE Part #1-2399610-3
2POS,HVP1400,ASSY,90DEG,COD E/F



Documents

Product Drawings

[JPT GEH KPL 16P](#)

English

CAD Files

[3D PDF](#)

English

Customer View Model

[ENG_CVM_1-967242-1_F2.2d_dxf.zip](#)

English

Customer View Model

[ENG_CVM_1-967242-1_F2.3d_igs.zip](#)

English

Customer View Model

[ENG_CVM_1-967242-1_F2.3d_stp.zip](#)

English

By downloading the CAD file I accept and agree to the [Terms and Conditions](#) of use.

Datasheets & Catalog Pages

[Timer Interconnection System](#)

English

Instruction Sheets

[CONNECTEURS JPT ETANCHES A ETRIER POUR CONNEXIONS FIL A FIL PRECONISAT](#)

English

[Instruction Sheet \(non U.S.\)](#)

English