

1-881545-1 ✓ ACTIVE

AMPMODU | Modu Connector System


TE Internal #: 1-881545-1

Board-to-Board Jumpers & Shunts, Novo, Open Top, 2 Position, .1 in [2.54 mm] Centerline, Signal, -85 – 221 °F [-65 – 105 °C], Modu Connector System

[View on TE.com >](#)



Connectors > PCB Connectors > Board-to-Board Connectors > Board-to-Board Jumpers & Shunts



Shunt Type: **Novo**

Shunt Style: **Open Top**

Connector System: **Board-to-Board**

Number of Positions: **2**

Centerline (Pitch): **2.54 mm [.1 in]**

## Features

### Product Type Features

|                                   |                       |
|-----------------------------------|-----------------------|
| Connector System                  | Board-to-Board        |
| Connector & Contact Terminates To | Printed Circuit Board |

### Configuration Features

|                     |   |
|---------------------|---|
| Number of Positions | 2 |
|---------------------|---|

### Electrical Characteristics

|                        |       |
|------------------------|-------|
| Termination Resistance | 15 mΩ |
|------------------------|-------|

### Body Features

|                       |       |
|-----------------------|-------|
| Handle                | With  |
| Primary Product Color | Black |

### Contact Features

|  |                 |
|--|-----------------|
| Contact Mating Area Plating Material Thickness | .381 μm[15 μin] |
| Contact Mating Area Plating Material           | Gold            |
| Contact Base Material                          | Phosphor Bronze |



|            |      |
|------------|------|
| Shunt Type | Novo |
|------------|------|

|             |          |
|-------------|----------|
| Shunt Style | Open Top |
|-------------|----------|

|                              |     |
|------------------------------|-----|
| Contact Current Rating (Max) | 3 A |
|------------------------------|-----|

### Mechanical Attachment

|                         |             |
|-------------------------|-------------|
| Connector Mounting Type | Board Mount |
|-------------------------|-------------|

### Housing Features

|                  |               |
|------------------|---------------|
| Housing Material | Thermoplastic |
|------------------|---------------|

|                    |                 |
|--------------------|-----------------|
| Centerline (Pitch) | 2.54 mm [.1 in] |
|--------------------|-----------------|

### Dimensions

|                |                  |
|----------------|------------------|
| Product Height | 5.8 mm [.228 in] |
|----------------|------------------|

### Usage Conditions

|                             |                             |
|-----------------------------|-----------------------------|
| Operating Temperature Range | -65 – 105 °C [-85 – 221 °F] |
|-----------------------------|-----------------------------|

### Operation/Application

|                     |        |
|---------------------|--------|
| Circuit Application | Signal |
|---------------------|--------|

### Industry Standards

|                        |          |
|------------------------|----------|
| UL Flammability Rating | UL 94V-0 |
|------------------------|----------|

### Packaging Features

|                          |             |
|--------------------------|-------------|
| Jumper & Shunt Packaging | Loose Piece |
|--------------------------|-------------|

|                    |       |
|--------------------|-------|
| Packaging Quantity | 14000 |
|--------------------|-------|

|                  |     |
|------------------|-----|
| Packaging Method | Bag |
|------------------|-----|

### Product Compliance

[For compliance documentation, visit the product page on TE.com>](#)

|                              |           |
|------------------------------|-----------|
| EU RoHS Directive 2011/65/EU | Compliant |
|------------------------------|-----------|

|                             |           |
|-----------------------------|-----------|
| EU ELV Directive 2000/53/EC | Compliant |
|-----------------------------|-----------|

|   |   |
|---|---|
| China RoHS 2 Directive MIIT Order No 32, 2016 | No Restricted Materials Above Threshold |
|---|---|

|  |   |
|--|---|
| EU REACH Regulation (EC) No. 1907/2006 | Current ECHA Candidate List: JUNE 2023 (235)<br>Candidate List Declared Against: JUNE 2023 (235)<br>Does not contain REACH SVHC |
|--|---|

|                 |   |
|-----------------|---|
| Halogen Content | Low Halogen - Br, Cl, F, I < 900 ppm per homogenous material. Also BFR/CFR/PVC Free |
|-----------------|---|



Solder Process Capability

Not reviewed for solder process capability

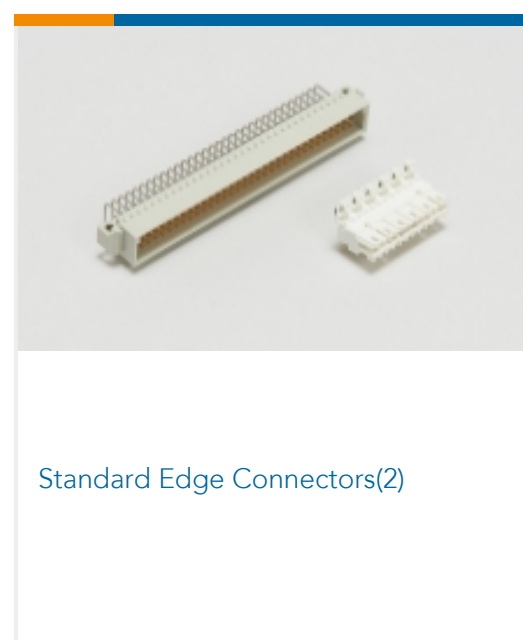


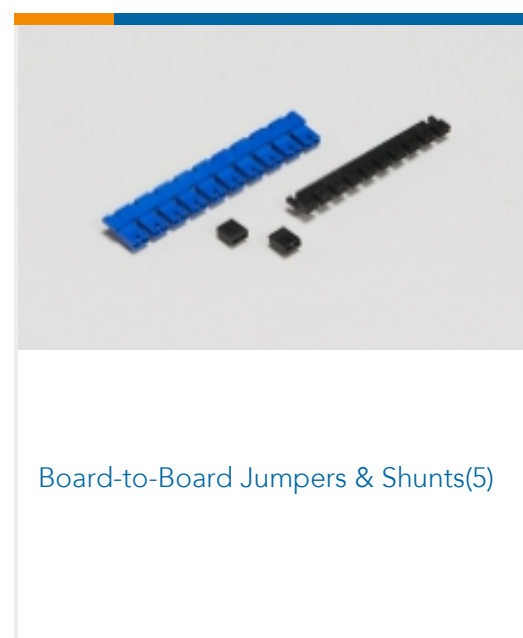
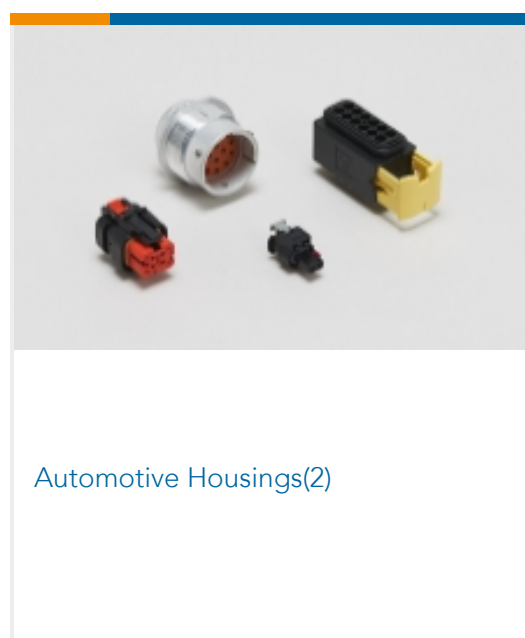
Product Compliance Disclaimer

This information is provided based on reasonable inquiry of our suppliers and represents our current actual knowledge based on the information they provided. This information is subject to change. The part numbers that TE has identified as EU RoHS compliant have a maximum concentration of 0.1% by weight in homogenous materials for lead, hexavalent chromium, mercury, PBB, PBDE, DBP, BBP, DEHP, DIBP, and 0.01% for cadmium, or qualify for an exemption to these limits as defined in the Annexes of Directive 2011/65/EU (RoHS2). Finished electrical and electronic equipment products will be CE marked as required by Directive 2011/65/EU. Components may not be CE marked. Additionally, the part numbers that TE has identified as EU ELV compliant have a maximum concentration of 0.1% by weight in homogenous materials for lead, hexavalent chromium, and mercury, and 0.01% for cadmium, or qualify for an exemption to these limits as defined in the Annexes of Directive 2000/53/EC (ELV). Regarding the REACH Regulation, the information TE provides on SVHC in articles for this part number is based on the latest European Chemicals Agency (ECHA) 'Guidance on requirements for substances in articles' posted at this URL: <https://echa.europa.eu/guidance-documents/guidance-on-reach>

### Compatible Parts



### Also in the Series | Modu Connector System



### Customers Also Bought



TE Part #215464-6  
Male-on-Board Connector, Micro-MaTch



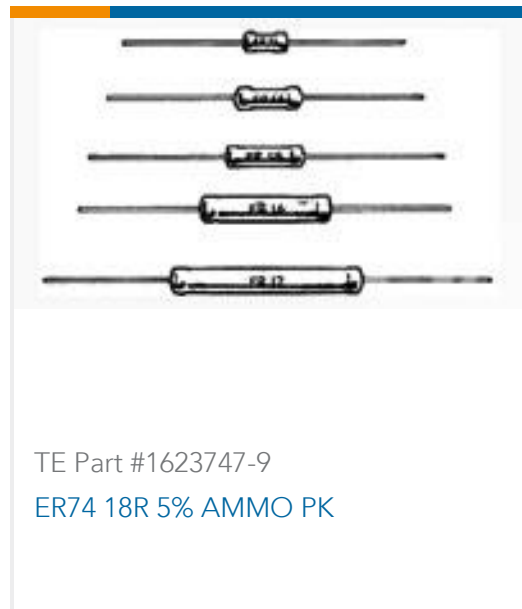
TE Part #1761465-2  
PCI Express RA Assy 5.8mm slot 2.3mm pc



TE Part #215297-6  
6P HV100 REC CON. TE, 7.0MM



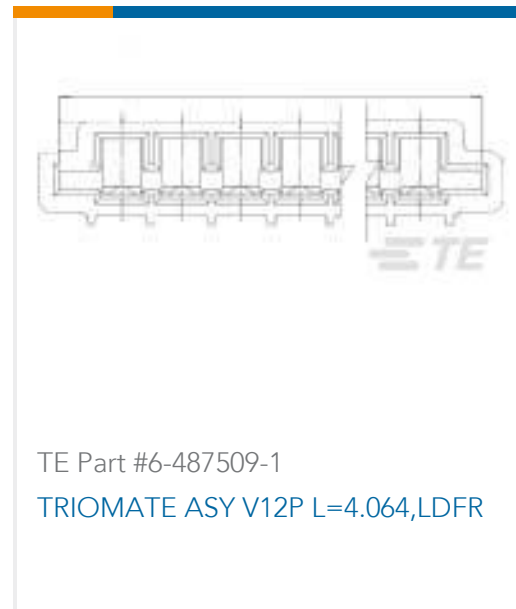
TE Part #2-1625931-4  
MCU 470K 10% 1" PL



TE Part #1623747-9  
ER74 18R 5% AMMO PK



TE Part #2337822-2  
DISCR.ETH.MAG. 1GB SINGLE SMT



TE Part #6-487509-1  
TRIOMATE ASY V12P L=4.064,LDFR



TE Part #454303-E  
IDCTERM 1 IDC22 1,30 KA 105 707 0007 J



TE Part #3-2176328-5  
CRGP 1206 6K8 1%

## Documents

### Product Drawings

#### AMP SHUNT ASS'Y

English

### CAD Files

#### 3D PDF

English

#### Customer View Model

[ENG\\_CVM\\_1-881545-1\\_K.2d\\_dxf.zip](#)

English

#### Customer View Model

[ENG\\_CVM\\_1-881545-1\\_K.3d\\_igs.zip](#)

English

#### Customer View Model

[ENG\\_CVM\\_1-881545-1\\_K.3d\\_stp.zip](#)

English

By downloading the CAD file I accept and agree to the [Terms and Conditions](#) of use.

### Agency Approvals



## Agency Approval Document

English