



FPC

TE Internal #: 1-84952-5

FPC Connectors, Flex-to-Board, 15 Position, .039 in [1 mm]
Centerline, Zero Insertion Force (ZIF), Right Angle, Surface Mount

[View on TE.com >](#)

Connectors > PCB Connectors > Wire-to-Board Connectors > FFC, FPC & Ribbon Connectors > FPC Connectors



Connector System: **Flex-to-Board**

Number of Positions: **15**

Centerline (Pitch): **1 mm [.039 in]**

Insertion Force Type: **Zero Insertion Force (ZIF)**

PCB Mount Orientation: **Right Angle**

Features

Product Type Features

PCB Connector Assembly Type	PCB Mount Receptacle
Connector Product Type	Connector Assembly
Connector System	Flex-to-Board
Insertion Force Type	Zero Insertion Force (ZIF)
FPC Actuator Type	Stuffer (Plunger Style)
Connector & Contact Terminates To	Flexible Printed Circuit (FPC), Printed Circuit Board

Configuration Features

Compatible With Wire & Cable Type	FFC, FPC
Number of Rows	1
Number of Positions	15
PCB Mount Orientation	Right Angle

Electrical Characteristics

Operating Voltage	200 VAC
-------------------	---------

Body Features



Primary Product Color	Natural
-----------------------	---------

Contact Features

PCB Contact Termination Area Plating Material Thickness	2 μ m[78.74 μ in]
---	---------------------------

Contact Layout	Inline
----------------	--------

Contact Type	Socket
--------------	--------

Contact Mating Area Plating Material Thickness	2 μ m[78.74 μ in]
--	---------------------------

PCB Contact Termination Area Plating Material Finish	Bright
--	--------

Contact Shape & Form	Single Beam
----------------------	-------------

Contact Mating Area Plating Material Finish	Bright
---	--------

PCB Contact Termination Area Plating Material	Tin
---	-----

Contact Base Material	Phosphor Bronze
-----------------------	-----------------

Contact Mating Location	Bottom
-------------------------	--------

Contact Mating Area Plating Material	Tin
--------------------------------------	-----

Contact Current Rating (Max)	1 A
------------------------------	-----

Termination Features

Termination Method to Printed Circuit Board	Surface Mount
---	---------------

Mechanical Attachment

Mating Alignment	With
------------------	------

PCB Mount Alignment	Without
---------------------	---------

PCB Mount Retention	With
---------------------	------

Connector Mounting Type	Board Mount
-------------------------	-------------

Housing Features

Housing Material	LCP (Liquid Crystal Polymer)
------------------	------------------------------

Centerline (Pitch)	1 mm[.039 in]
--------------------	---------------

Dimensions

Connector Length	22.92 mm[.902 in]
------------------	-------------------

Connector Height	2.56 mm[.101 in]
------------------	------------------

Connector Width	6.54 mm[.258 in]
-----------------	------------------

Accepts Flex Cable Thickness	.3 mm[.012 in]
------------------------------	----------------

Usage Conditions

Operating Temperature Range	-40 – 85 °C[-40 – 185 °F]
-----------------------------	---------------------------

Operation/Application



Circuit Application	Signal
---------------------	--------

Identification Marking

Circuit Identification Feature	With
--------------------------------	------

Packaging Features

Packaging Quantity	1200
--------------------	------

Packaging Method	Tape & Reel
------------------	-------------

Product Compliance

[For compliance documentation, visit the product page on TE.com>](#)

EU RoHS Directive 2011/65/EU	Compliant
------------------------------	-----------

EU ELV Directive 2000/53/EC	Compliant
-----------------------------	-----------

China RoHS 2 Directive MIIT Order No 32, 2016	No Restricted Materials Above Threshold
---	---

EU REACH Regulation (EC) No. 1907/2006	Current ECHA Candidate List: JUNE 2023 (235) Candidate List Declared Against: JUNE 2023 (235) Does not contain REACH SVHC
--	---

Halogen Content	Not Low Halogen - contains Br or Cl > 900 ppm.
-----------------	--

Solder Process Capability	Reflow solder capable to 260°C
---------------------------	--------------------------------

Product Compliance Disclaimer

This information is provided based on reasonable inquiry of our suppliers and represents our current actual knowledge based on the information they provided. This information is subject to change. The part numbers that TE has identified as EU RoHS compliant have a maximum concentration of 0.1% by weight in homogenous materials for lead, hexavalent chromium, mercury, PBB, PBDE, DBP, BBP, DEHP, DIBP, and 0.01% for cadmium, or qualify for an exemption to these limits as defined in the Annexes of Directive 2011/65/EU (RoHS2). Finished electrical and electronic equipment products will be CE marked as required by Directive 2011/65/EU. Components may not be CE marked. Additionally, the part numbers that TE has identified as EU ELV compliant have a maximum concentration of 0.1% by weight in homogenous materials for lead, hexavalent chromium, and mercury, and 0.01% for cadmium, or qualify for an exemption to these limits as defined in the Annexes of Directive 2000/53/EC (ELV). Regarding the REACH Regulation, the information TE provides on SVHC in articles for this part number is based on the latest European Chemicals Agency (ECHA) 'Guidance on requirements for substances in articles' posted at this URL: <https://echa.europa.eu/guidance-documents/guidance-on-reach>

Compatible Parts




TE Part # 1-84953-5
1MM FPC HORZ.TOP CONT.ASSY 15P

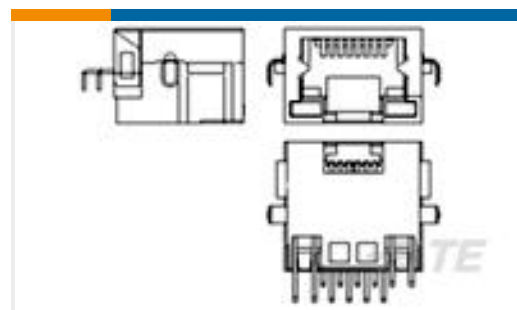


TE Part # 1-1734248-5
1.0 FPC, ZIF V/T, SMT, 15P

Customers Also Bought



TE Part #640417-1
BLADE REC 250 18-14AWG BR



TE Part #2041126-1
MODULAR JACK, RJ45, SMT TYPE,AU:
6u"



TE Part #6-2176369-0
RQ 0603 165R 0.1% 10PPM 5K RL



TE Part #3-647166-2
2P MTA100 HDR ASSY,SM,FL,LF



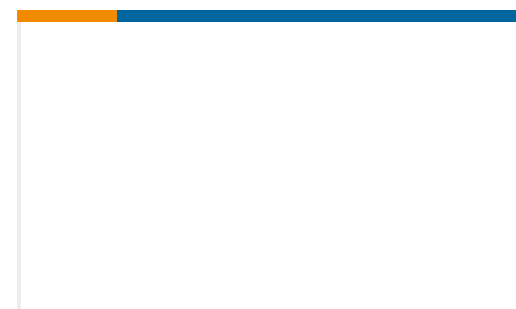
TE Part #1-2342076-9
19POS HDR 90 DEG,HT,3.5MM PITCH,
TL1.9MM



TE Part #ANT-868-PML-UFL
Antenna R-Angle Swivel 868MHz
RG178 UFL



TE Part #2176475-2
RA73F 1J 6K04 0.1% 1K RL



TE Part #2360001-3
MATE-AX/FAKRA II,CABLE ASSY

Documents

Product Drawings

[1MM FPC HORZ.BTTM CONT.ASS.15P](#)

English

CAD Files

Customer View Model

[ENG_CVM_CVM_1-84952-5_A.2d_dxf.zip](#)

English

[3D PDF](#)

3D

Customer View Model

[ENG_CVM_CVM_1-84952-5_A.3d_igs.zip](#)

English

Customer View Model

[ENG_CVM_CVM_1-84952-5_A.3d_stp.zip](#)

English

By downloading the CAD file I accept and agree to the [Terms and Conditions](#) of use.



Datasheets & Catalog Pages

[1-1773959-6-flexible-printed-circuit-con](#)

English

[1-1773959-7-FPC-Connectors-CN](#)

[FPC Connector Family](#)

English

[5-1773461-0_Standard_FPC_Connector_Quick_Reference_Guide](#)

English

Product Specifications

[Product Specification](#)

English

Product Environmental Compliance

[Product Compliance Document](#)

English

[Product Compliance Document](#)

English

Agency Approvals

[UL Report](#)

English