

1-794069-1 ✓ ACTIVE

MATE-N-LOK | Mini-Universal MATE-N-LOK

TE Internal #: 1-794069-1

Rectangular Power Connectors, Header, Plug, Wire-to-Board, 18 Position, 4.14 mm [.162 in] Centerline, Printed Circuit Board, Mini-Universal MATE-N-LOK

[View on TE.com >](#)



Connectors > Power Connectors > Rectangular Power > Rectangular Power Connectors



Rectangular Power Connector Type: **Header**

Connector & Housing Type: **Plug**

Connector System: **Wire-to-Board**

Number of Positions: **18**

Centerline (Pitch): **4.14 mm [.162 in]**

## Features

### Product Type Features

|                                   |                       |
|-----------------------------------|-----------------------|
| Header Type                       | Fully Shrouded        |
| Rectangular Power Connector Type  | Header                |
| Connector & Housing Type          | Plug                  |
| Connector System                  | Wire-to-Board         |
| Sealable                          | No                    |
| Connector & Contact Terminates To | Printed Circuit Board |

### Configuration Features

|                            |          |
|----------------------------|----------|
| Number of Positions        | 18       |
| PCB Mount Orientation      | Vertical |
| Number of Power Positions  | 18       |
| Number of Signal Positions | 0        |
| Number of Rows             | 2        |

### Electrical Characteristics

|                   |         |
|-------------------|---------|
| Operating Voltage | 600 VDC |
|-------------------|---------|



### Contact Features

|   |   |
|---|---|
| Multiple Contact Types                                  | Without                                 |
| PCB Contact Termination Area Plating Material Thickness | 3.8 $\mu\text{m}$ [150 $\mu\text{in}$ ] |
| Contact Mating Area Plating Material                    | Gold                                    |
| Contact Current Rating (Max)                            | 9.5 A                                   |
| Contact Retention Within Housing                        | Without                                 |
| Contact Type  | Pin                                     |
| PCB Contact Termination Area Plating Material           | Tin                                     |
| Contact Mating Area Plating Material Thickness          | .76 $\mu\text{m}$ [30 $\mu\text{in}$ ]  |

### Termination Features

|   |                       |
|---|-----------------------|
| Termination Post & Tail Length              | 3.69 mm[.145 in]      |
| Termination Method to Printed Circuit Board | Through Hole - Solder |

### Mechanical Attachment

|                          |                 |
|--------------------------|-----------------|
| Strain Relief            | Without         |
| Mating Alignment Type    | Chamfered Edges |
| Mating Retention         | With            |
| Mating Alignment         | With            |
| PCB Mount Alignment      | Without         |
| Panel Mount Feature      | Without         |
| PCB Mount Retention      | With            |
| PCB Mount Retention Type | Boardlock       |
| Mating Retention Type    | Locking Tab     |
| Connector Mounting Type  | Board Mount     |

### Housing Features

|                    |                  |
|--------------------|------------------|
| Centerline (Pitch) | 4.14 mm[.162 in] |
| Housing Color      | White            |
| Housing Material   | Nylon            |

### Dimensions

|                             |                 |
|-----------------------------|-----------------|
| Connector Height            | 13.49 mm        |
| PCB Thickness (Recommended) | .06 mm[1.57 in] |
| Product Width               | 9.83 mm         |
| Product Length              | 38.81 mm        |



|                    |                  |
|--------------------|------------------|
| Row-to-Row Spacing | 4.14 mm[.163 in] |
|--------------------|------------------|

### Usage Conditions

|                             |                            |
|-----------------------------|----------------------------|
| Operating Temperature Range | -55 – 105 °C[-67 – 221 °F] |
|-----------------------------|----------------------------|

### Operation/Application

|                     |       |
|---------------------|-------|
| Circuit Application | Power |
|---------------------|-------|

### Industry Standards

|            |                    |
|------------|--------------------|
| CSA Rating | Certified, LR 7189 |
|------------|--------------------|

|           |            |
|-----------|------------|
| UL Rating | Recognized |
|-----------|------------|

|                 |         |
|-----------------|---------|
| Agency/Standard | CSA, UL |
|-----------------|---------|

|                    |           |
|--------------------|-----------|
| Approved Standards | UL E28476 |
|--------------------|-----------|

|                        |          |
|------------------------|----------|
| UL Flammability Rating | UL 94V-0 |
|------------------------|----------|

|                  |                               |
|------------------|-------------------------------|
| Glow Wire Rating | Standard Part - Not Glow Wire |
|------------------|-------------------------------|

### Packaging Features

|                    |     |
|--------------------|-----|
| Packaging Quantity | 200 |
|--------------------|-----|

|                  |     |
|------------------|-----|
| Packaging Method | Bag |
|------------------|-----|

### Product Compliance

[For compliance documentation, visit the product page on TE.com>](#)

|                              |           |
|------------------------------|-----------|
| EU RoHS Directive 2011/65/EU | Compliant |
|------------------------------|-----------|

|                             |           |
|-----------------------------|-----------|
| EU ELV Directive 2000/53/EC | Compliant |
|-----------------------------|-----------|

|   |   |
|---|---|
| China RoHS 2 Directive MIIT Order No 32, 2016 | No Restricted Materials Above Threshold |
|---|---|

|  |   |
|--|---|
| EU REACH Regulation (EC) No. 1907/2006 | Current ECHA Candidate List: JUNE 2023 (235)<br>Candidate List Declared Against: JUNE 2023 (235)<br>Does not contain REACH SVHC |
|--|---|

|                 |   |
|-----------------|---|
| Halogen Content | Low Halogen - Br, Cl, F, I < 900 ppm per homogenous material. Also BFR/CFR/PVC Free |
|-----------------|---|

|                           |                              |
|---------------------------|------------------------------|
| Solder Process Capability | Wave solder capable to 265°C |
|---------------------------|------------------------------|

#### Product Compliance Disclaimer

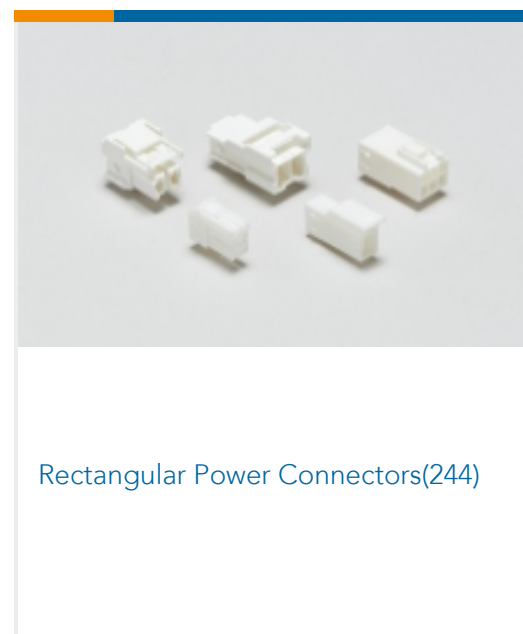

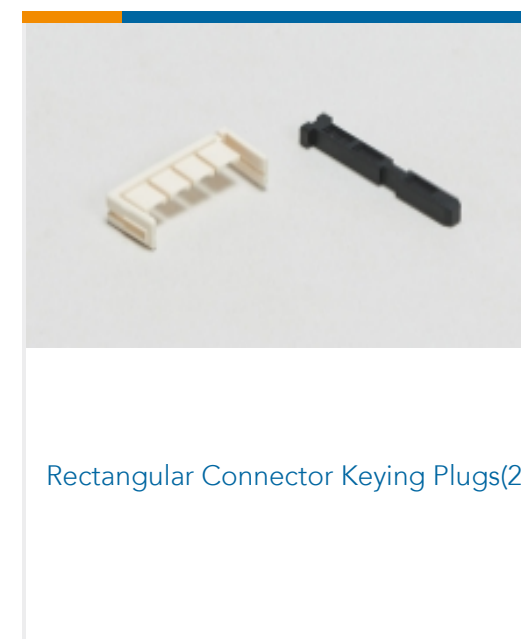
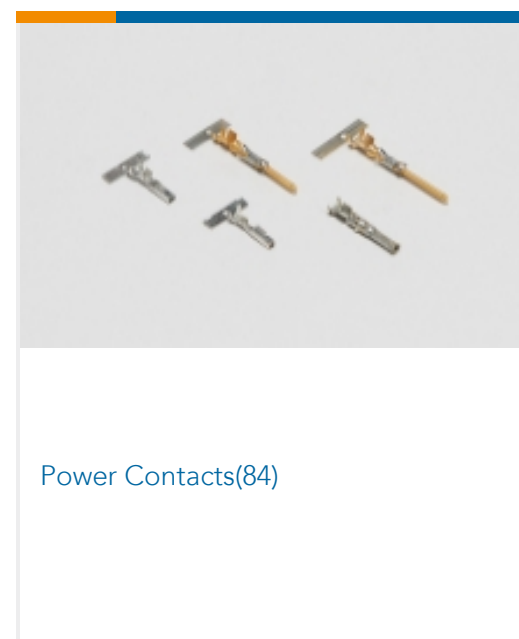
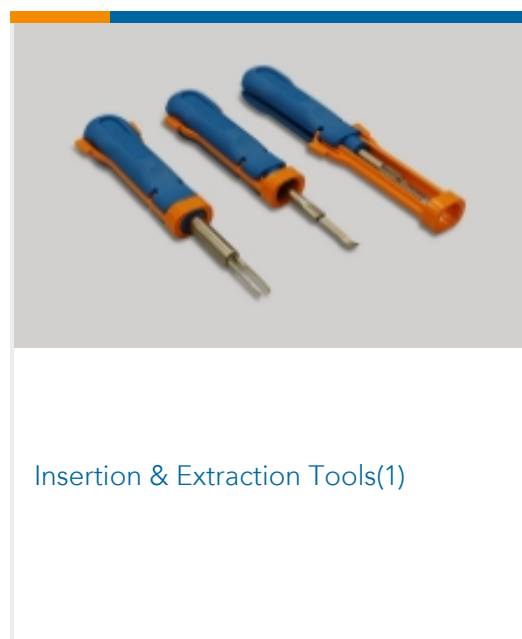
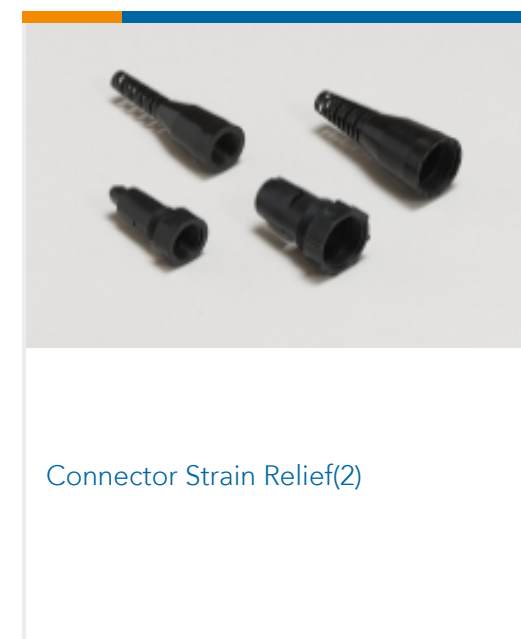

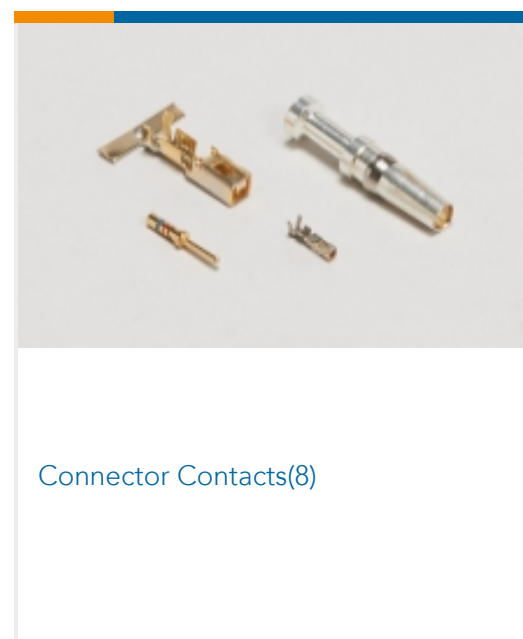

This information is provided based on reasonable inquiry of our suppliers and represents our current actual knowledge based on the information they provided. This information is subject to change. The part numbers that TE has identified as EU RoHS compliant have a maximum concentration of 0.1% by weight in homogenous materials for lead, hexavalent chromium, mercury, PBB, PBDE, DBP, BBP, DEHP, DIBP, and 0.01% for cadmium, or qualify for an exemption to these limits as defined in the Annexes of Directive 2011/65/EU (RoHS2). Finished electrical and electronic equipment products will be CE marked as required by Directive 2011/65/EU. Components may not be CE marked. Additionally, the part

numbers that TE has identified as EU ELV compliant have a maximum concentration of 0.1% by weight in homogenous materials for lead, hexavalent chromium, and mercury, and 0.01% for cadmium, or qualify for an exemption to these limits as defined in the Annexes of Directive 2000/53/EC (ELV). Regarding the REACH Regulation, the information TE provides on SVHC in articles for this part number is based on the latest European Chemicals Agency (ECHA) 'Guidance on requirements for substances in articles' posted at this URL: <https://echa.europa.eu/guidance-documents/guidance-on-reach>

## Compatible Parts



## Also in the Series | Mini-Universal MATE-N-LOK



## Customers Also Bought



## Documents

### Product Drawings

18P MINI UMNL HDR W/DH AU LF

English

### CAD Files

3D PDF

3D

Customer View Model

[ENG\\_CVM\\_CVM\\_1-794069-1\\_E.2d\\_dxf.zip](#)

English

Customer View Model

[ENG\\_CVM\\_CVM\\_1-794069-1\\_E.3d\\_igs.zip](#)

English

Customer View Model

[ENG\\_CVM\\_CVM\\_1-794069-1\\_E.3d\\_stp.zip](#)

English

By downloading the CAD file I accept and agree to the [Terms and Conditions](#) of use.

## Datasheets & Catalog Pages





## [SOFT\\_SHELL\\_PIN\\_AND\\_SOCKET\\_CONNECTORS\\_CATALOG](#)

English

---

### [Product Specifications](#)

#### [Application Specification](#)

English

---

### [Product Environmental Compliance](#)

#### [MD\\_1-794069-1\\_05272016030\\_dmtec](#)

English

#### [MD\\_1-794069-1\\_05272016030\\_dmtec](#)

English

---

### [Instruction Sheets](#)

#### [Instruction Sheet \(U.S.\)](#)

English