



AMPLIMITE | AMPLIMITE 0.50 Series

TE Internal #: 1-749611-2

TE Internal Description: 26 50SR PANEL MOUNT RCPT

IDC D-Sub: Receptacle Assembly, Panel Mount, Signal, 1.27 mm

[View on TE.com >](#)

Connectors > D-Shaped Connectors > D-Sub Connectors > IDC D-Sub Connectors > IDC D-Sub: Receptacle Assembly, Panel Mount, Signal, 1.27 mm



Connector & Housing Type: **Receptacle**

Solid Wire Size: **.05 – .1 mm²**

Shielded: **No**

Connector System: **Cable-to-Panel**

[All IDC D-Sub: Receptacle Assembly, Panel Mount, Signal, 1.27 mm \(11\)](#)

Features

Product Type Features

Connector & Housing Type	Receptacle
Connector System	Cable-to-Panel
Connector Product Type	Connector Assembly
Connector & Contact Terminates To	Wire & Cable

Configuration Features

Number of Positions	26
Number of Rows	2
Compatible With Wire & Cable Type	Ribbon Cable, Round Jacketed Cable

Body Features

Cover Material	Thermoplastic
Ribbon Cable Centerline Spacing	.64 mm[.025 in]
Shell Plating Material	Nickel over Copper
Primary Product Color	Black

Contact Features

Wire Contact Termination Area Plating Material	Tin
	30 µin
Contact Mating Area Plating Material	Gold
Contact Underplating Material	Nickel
Contact Base Material	Phosphor Bronze
Contact Current Rating (Max)	1 A

Termination Features

Termination Cover Method	Assembled
Termination Cover	With
Termination Cover Type	Non Lacing
Termination Method to Wire & Cable	Insulation Displacement (IDC)

Mechanical Attachment

Mounting Feature Plating Material	Nickel over Copper
Mounting Feature Material	Zinc
Mating Retention	With
Mating Retention Type	Rails
Thread Size	2-56
Connector Mounting Type	Panel Mount

Housing Features

Shell Material	Steel
Housing Material	Thermoplastic
Centerline (Pitch)	1.27 mm[.05 in]

Dimensions

Compatible Insulation Diameter (Max)	.91 mm
Compatible Insulation Diameter Range	.74 – .91 mm[.029 – .036 in]
Solid Wire Size	.05 – .1 mm ²
Wire Size	.05 – .09 mm ²

Usage Conditions

Operating Temperature Range	-55 – 105 °C[-67 – 221 °F]
-----------------------------	----------------------------

Operation/Application

Shielded	No
Circuit Application	Signal

Industry Standards

UL Flammability Rating	UL 94V-0
------------------------	----------

Packaging Features

Packaging Quantity	14
Packaging Method	Tube

Product Compliance

[For compliance documentation, visit the product page on TE.com>](#)

EU RoHS Directive 2011/65/EU	Compliant
EU ELV Directive 2000/53/EC	Compliant
China RoHS 2 Directive MIIT Order No 32, 2016	No Restricted Materials Above Threshold
EU REACH Regulation (EC) No. 1907/2006	Current ECHA Candidate List: JUNE 2023 (235) Candidate List Declared Against: JAN 2022 (223) Does not contain REACH SVHC
Halogen Content	Not Low Halogen - contains Br or Cl > 900 ppm.
Solder Process Capability	Not applicable for solder process capability

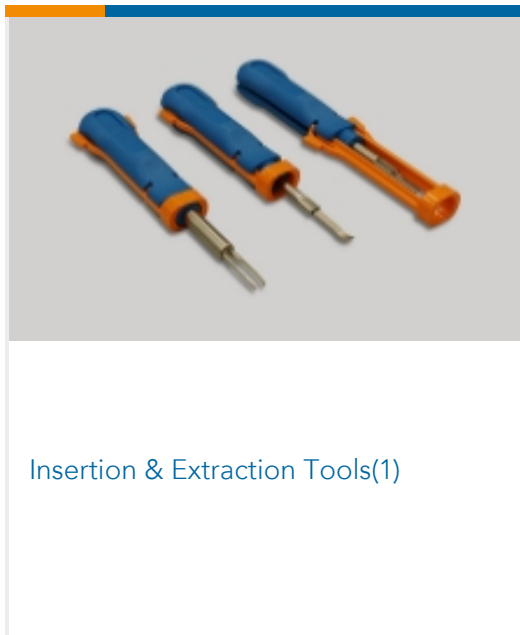


Product Compliance Disclaimer

This information is provided based on reasonable inquiry of our suppliers and represents our current actual knowledge based on the information they provided. This information is subject to change. The part numbers that TE has identified as EU RoHS compliant have a maximum concentration of 0.1% by weight in homogenous materials for lead, hexavalent chromium, mercury, PBB, PBDE, DBP, BBP, DEHP, DIBP, and 0.01% for cadmium, or qualify for an exemption to these limits as defined in the Annexes of Directive 2011/65/EU (RoHS2). Finished electrical and electronic equipment products will be CE marked as required by Directive 2011/65/EU. Components may not be CE marked. Additionally, the part numbers that TE has identified as EU ELV compliant have a maximum concentration of 0.1% by weight in homogenous materials for lead, hexavalent chromium, and mercury, and 0.01% for cadmium, or qualify for an exemption to these limits as defined in the Annexes of Directive 2000/53/EC (ELV). Regarding the REACH Regulation, the information TE provides on SVHC in articles for this part number is based on the latest European Chemicals Agency (ECHA) 'Guidance on requirements for substances in articles' posted at this URL: <https://echa.europa.eu/guidance-documents/guidance-on-reach>

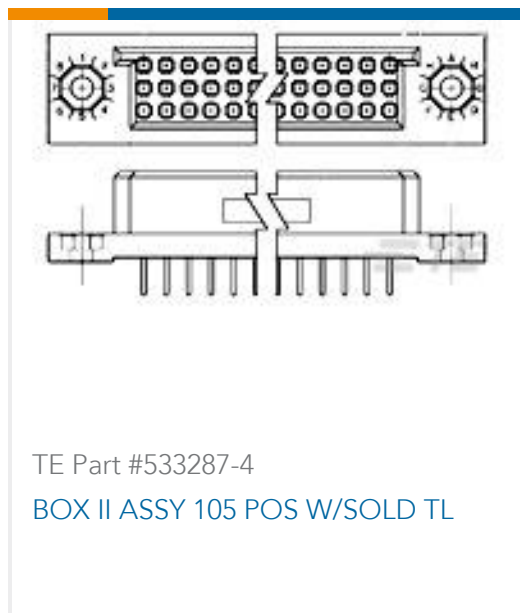
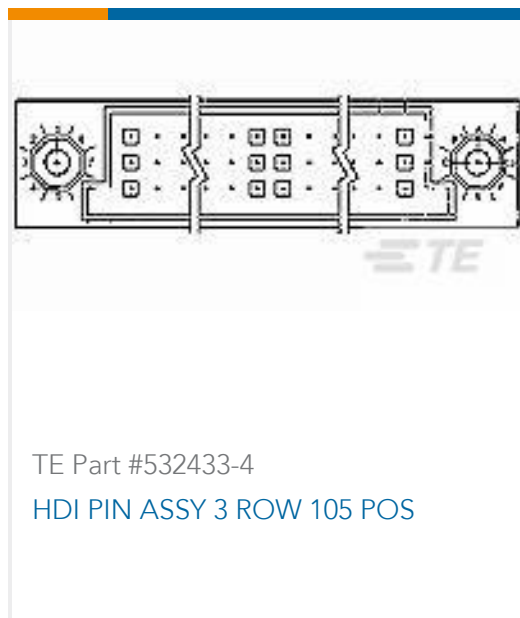
Compatible Parts



Also in the Series | AMPLIMITE 0.50 Series



Customers Also Bought





Documents

Product Drawings

[26 50SR PANEL MOUNT RCPT](#)

English

CAD Files

Customer View Model

[ENG_CVM_1-749611-2_T.3d_igs.zip](#)

English

Customer View Model

[ENG_CVM_1-749611-2_T.3d_stp.zip](#)

English

Customer View Model

[ENG_CVM_1-749611-2_T.2d_dxf.zip](#)

English

[3D PDF](#)

English

[3D PDF](#)

3D

Customer View Model

[ENG_CVM_CVM_1-749611-2_N.2d_dxf.zip](#)

English

Customer View Model

[ENG_CVM_CVM_1-749611-2_N.3d_igs.zip](#)

English

Customer View Model

[ENG_CVM_CVM_1-749611-2_N.3d_stp.zip](#)

English

By downloading the CAD file I accept and agree to the [Terms and Conditions](#) of use.

Product Specifications

[Application Specification](#)

English

Agency Approvals

[UL](#)

English