



AMP | AMP Type III+

TE Internal #: 1-66360-6

Power Contacts, Contact, Tin, 18 – 14 AWG Wire Size, .8 – 2 mm<sup>2</sup>

Wire Size, Wire & Cable, Crimp, Power & Signal, Socket, AMP Type III+

[View on TE.com >](#)

Connectors > Power Connectors > Power Contacts > Pin and Socket Contacts, Type III, LP, High Current



Power Contact Type: **Contact**

Contact Mating Area Plating Material: **Tin**

Wire Size: **.8 – 2 mm<sup>2</sup>**

Connector & Contact Terminates To: **Wire & Cable**

[All Pin and Socket Contacts, Type III, LP, High Current \(8\)](#)

## Features

### Product Type Features

|                                   |              |
|-----------------------------------|--------------|
| Power Contact Type                | Contact      |
| Connector & Contact Terminates To | Wire & Cable |

### Contact Features

|   |                     |
|---|---------------------|
| Contact Size                                    | Size 16             |
| Contact Mating Area Plating Material            | Tin                 |
| Contact Current Rating (Max)                    | 25 A                |
| Contact Type                                    | Socket              |
| Contact Retention Within Housing                | With                |
| Mating Pin Diameter                             | 1.57 mm[.062 in]    |
| Contact Base Material                           | Copper Nickel Alloy |
| Contact Mating Area Plating Material Thickness  | 2.54 μm[100 μin]    |
| Contact Mating Area Plating Material Finish     | Bright              |
| Wire Contact Termination Area Plating Thickness | 2.54 μm[100 μin]    |



|   |                |
|---|----------------|
| Wire Contact Termination Area Plating Material        | Tin            |
| Wire Contact Termination Area Plating Material Finish | Matte          |
| Contact Orientation                                   | Straight       |
| Contact Underplating Material                         | Nickel         |
| Contact Underplating Material Thickness               | .76 μm[30 μin] |

### Termination Features

|                                    |       |
|------------------------------------|-------|
| Termination Method to Wire & Cable | Crimp |
|------------------------------------|-------|

### Mechanical Attachment

|                         |      |
|-------------------------|------|
| Wire Insulation Support | With |
|-------------------------|------|

### Dimensions

|                                      |                             |
|--------------------------------------|-----------------------------|
| Wire Size                            | .8 – 2 mm <sup>2</sup>      |
| Compatible Insulation Diameter Range | 2.03 – 2.54 mm[.08 – .1 in] |

### Usage Conditions

|                             |                           |
|-----------------------------|---------------------------|
| Operating Temperature Range | -55 – 90 °C[-67 – 194 °F] |
|-----------------------------|---------------------------|

### Operation/Application

|                     |                |
|---------------------|----------------|
| Circuit Application | Power & Signal |
|---------------------|----------------|

### Identification Marking

|                    |        |
|--------------------|--------|
| Contact Color Code | Violet |
|--------------------|--------|

### Packaging Features

|                    |                     |
|--------------------|---------------------|
| Packaging Quantity | 1000                |
| Packaging Method   | Carton, Loose Piece |

### Other

|                          |   |
|--------------------------|---|
| Power Connectors Comment | Overall insulation crimp diameter, including crimp barrel, must not exceed 3.18 [.125]. |
|--------------------------|---|

### Product Compliance

For compliance documentation, visit the product page on [TE.com](https://www.te.com)>

|   |  |
|---|--|
| EU RoHS Directive 2011/65/EU                  | Compliant                                    |
| EU ELV Directive 2000/53/EC                   | Compliant                                    |
| China RoHS 2 Directive MIIT Order No 32, 2016 | No Restricted Materials Above Threshold      |
| EU REACH Regulation (EC) No. 1907/2006        | Current ECHA Candidate List: JUNE 2023 (235) |



Candidate List Declared Against: JUNE 2023 (235)

Does not contain REACH SVHC

Halogen Content

Low Halogen - Br, Cl, F, I < 900 ppm per homogenous material. Also BFR/CFR/PVC Free


Solder Process Capability

Not applicable for solder process capability

Product Compliance Disclaimer

This information is provided based on reasonable inquiry of our suppliers and represents our current actual knowledge based on the information they provided. This information is subject to change. The part numbers that TE has identified as EU RoHS compliant have a maximum concentration of 0.1% by weight in homogenous materials for lead, hexavalent chromium, mercury, PBB, PBDE, DBP, BBP, DEHP, DIBP, and 0.01% for cadmium, or qualify for an exemption to these limits as defined in the Annexes of Directive 2011/65/EU (RoHS2). Finished electrical and electronic equipment products will be CE marked as required by Directive 2011/65/EU. Components may not be CE marked. Additionally, the part numbers that TE has identified as EU ELV compliant have a maximum concentration of 0.1% by weight in homogenous materials for lead, hexavalent chromium, and mercury, and 0.01% for cadmium, or qualify for an exemption to these limits as defined in the Annexes of Directive 2000/53/EC (ELV). Regarding the REACH Regulation, the information TE provides on SVHC in articles for this part number is based on the latest European Chemicals Agency (ECHA) 'Guidance on requirements for substances in articles' posted at this URL: <https://echa.europa.eu/guidance-documents/guidance-on-reach>

### Compatible Parts



TE Part # CAT-AM71-C83998C  
Circular Plastic Connector, CMC Series 1



TE Part # CAT-AM71-C83998Y  
One-Piece Connector, Sealed, CPC Series 1



TE Part # CAT-AM71-C83998J  
Cable/Panel Mount Connector, CPC Series 1



TE Part # CAT-AM71-C83998K  
Circular Connector, Environmentally Sealed, CPC Series 6



TE Part # 91519-1  
CCII TYPE III+ PIN SKT 18-14 ASSY



TE Part # 200893-2  
INSERTION TOOL CONT



TE Part # 539972-1  
EXTRACTION TOOL




TE Part # 305183  
EXTRACT TOOL TYPE 2 20-16

Also in the Series | **AMP Type III+**

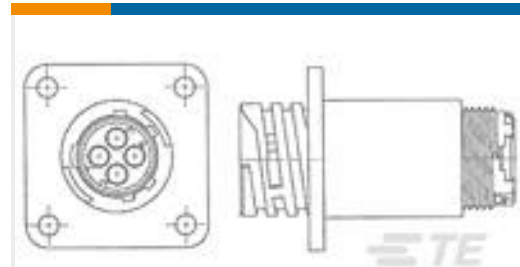


Insertion &amp; Extraction Tools(4)



Power Contacts(409)

## Customers Also Bought

TE Part #1-66361-2  
III+ PIN,18-14,TIN,LPTE Part #796272-1  
SLD CPC RCPT ASSY,17-14,REV SXTE Part #207602-1  
METRIMATE,STR REL KIT,12PTE Part #1-66098-9  
II+ PIN, 18-16,TIN STRIPTE Part #8-1393104-2  
KRPA-14DG-12=KRPATE Part #TAD14545101-020  
M12D4-MS-FS-PUR-22SH-TYPE C  
GREEN-2.0MTE Part #66259-1  
MALE CONTACT ASSY. (L.P.)TE Part #3-2176412-7  
5W XSM M/OX 5% 160R

## Documents

### Product Drawings

III+SKT,18-14,TIN STRIP LP

English

### CAD Files

3D PDF

3D

Customer View Model

[ENG\\_CVM\\_CVM\\_1-66360-6\\_AH.2d\\_dxf.zip](#)

English

Customer View Model

[ENG\\_CVM\\_CVM\\_1-66360-6\\_AH.3d\\_igs.zip](#)

English

Customer View Model

[ENG\\_CVM\\_CVM\\_1-66360-6\\_AH.3d\\_stp.zip](#)

English

By downloading the CAD file I accept and agree to the [Terms and Conditions](#) of use.



---

**Datasheets & Catalog Pages**

[AMP Circular Connectors for Commercial Signal & Power Applications](#)

English

[Signal Contacts](#)

English

---

**Product Specifications**

[Engineering Report](#)

English