



AMP | AMP Type III+

TE Internal #: 1-66359-6

Power Contacts, Contact, Gold, 18 – 14 AWG Wire Size, .8 – 2 mm<sup>2</sup> Wire Size, Wire & Cable, Crimp, Power & Signal, Pin, AMP Type III+

[View on TE.com >](#)

Connectors > Power Connectors > Power Contacts > Strip Pin and Socket Contacts, Type III, High Current



Power Contact Type: **Contact**

Contact Mating Area Plating Material: **Gold**

Wire Size: **.8 – 2 mm<sup>2</sup>**

Connector & Contact Terminates To: **Wire & Cable**

[All Strip Pin and Socket Contacts, Type III, High Current \(5\)](#)

**Features**

**Product Type Features**

Power Contact Type	Contact
Connector & Contact Terminates To	Wire & Cable

**Contact Features**

Contact Size	Size 16
Contact Mating Area Plating Material	Gold
Contact Current Rating (Max)	25 A
Contact Type	Pin
Contact Retention Within Housing	With
Mating Pin Diameter	1.57 mm[.062 in]
Contact Base Material	Copper Nickel Alloy
Contact Mating Area Plating Material Thickness	.76 µm[30 µin]
Wire Contact Termination Area Plating Thickness	.12 – .2 µm[5 – 8 µin]
Wire Contact Termination Area Plating Material	Gold
Wire Contact Termination Area Plating Material Finish	Bright



Contact Orientation	Straight
---------------------	----------

Contact Underplating Material	Nickel
-------------------------------	--------

Contact Underplating Material Thickness	1.27 μm[50 μin]
---	-----------------

### Termination Features

Termination Method to Wire & Cable	Crimp
------------------------------------	-------

### Mechanical Attachment

Wire Insulation Support	With
-------------------------	------

### Dimensions

Wire Size	.8 – 2 mm <sup>2</sup>
-----------	------------------------

Compatible Insulation Diameter Range	2.03 – 2.54 mm[.08 – .1 in]
--------------------------------------	-----------------------------

### Usage Conditions

Operating Temperature Range	-55 – 150 °C[-67 – 302 °F]
-----------------------------	----------------------------

### Operation/Application

Circuit Application	Power & Signal
---------------------	----------------

### Packaging Features

Packaging Quantity	4000
--------------------	------

Packaging Method	Reel
------------------	------

### Other

Power Connectors Comment	Overall insulation crimp diameter, including crimp barrel, must not exceed 3.18 [.125]., Reverse Reeled For Mini Applicator
--------------------------	---

### Product Compliance

[For compliance documentation, visit the product page on TE.com>](#)

EU RoHS Directive 2011/65/EU	Compliant
------------------------------	-----------

EU ELV Directive 2000/53/EC	Compliant
-----------------------------	-----------

China RoHS 2 Directive MIIT Order No 32, 2016	No Restricted Materials Above Threshold
---	---

EU REACH Regulation (EC) No. 1907/2006	Current ECHA Candidate List: JUNE 2023 (235) Candidate List Declared Against: JUNE 2023 (235) Does not contain REACH SVHC
--	---

Halogen Content	Low Halogen - Br, Cl, F, I < 900 ppm per homogenous material. Also BFR/CFR/PVC
-----------------	--

Free


Solder Process Capability

Not applicable for solder process capability

Product Compliance Disclaimer

This information is provided based on reasonable inquiry of our suppliers and represents our current actual knowledge based on the information they provided. This information is subject to change. The part numbers that TE has identified as EU RoHS compliant have a maximum concentration of 0.1% by weight in homogenous materials for lead, hexavalent chromium, mercury, PBB, PBDE, DBP, BBP, DEHP, DIBP, and 0.01% for cadmium, or qualify for an exemption to these limits as defined in the Annexes of Directive 2011/65/EU (RoHS2). Finished electrical and electronic equipment products will be CE marked as required by Directive 2011/65/EU. Components may not be CE marked. Additionally, the part numbers that TE has identified as EU ELV compliant have a maximum concentration of 0.1% by weight in homogenous materials for lead, hexavalent chromium, and mercury, and 0.01% for cadmium, or qualify for an exemption to these limits as defined in the Annexes of Directive 2000/53/EC (ELV). Regarding the REACH Regulation, the information TE provides on SVHC in articles for this part number is based on the latest European Chemicals Agency (ECHA) 'Guidance on requirements for substances in articles' posted at this URL: <https://echa.europa.eu/guidance-documents/guidance-on-reach>

## Compatible Parts



TE Part # CAT-AM71-C83998C  
Circular Plastic Connector, CMC Series 1



TE Part # CAT-AM71-C83998Y  
One-Piece Connector, Sealed, CPC Series 1



TE Part # CAT-AM71-C83998J  
Cable/Panel Mount Connector, CPC Series 1



TE Part # CAT-AM71-C83998K  
Circular Connector, Environmentally Sealed, CPC Series 6



TE Part # 200893-2  
INSERTION TOOL CONT



TE Part # 305183  
EXTRACT TOOL TYPE 2 20-16



TE Part # 2305570-1  
Strip Terminal Cutter-Side Feed-No Crimp



TE Part # 91519-1  
CCII TYPE III+ PIN SKT 18-14 ASSY



TE Part # 539972-1  
EXTRACTION TOOL



TE Part # 2151101-1  
OCEAN\_2.0\_APPLICATOR-S-090F120O



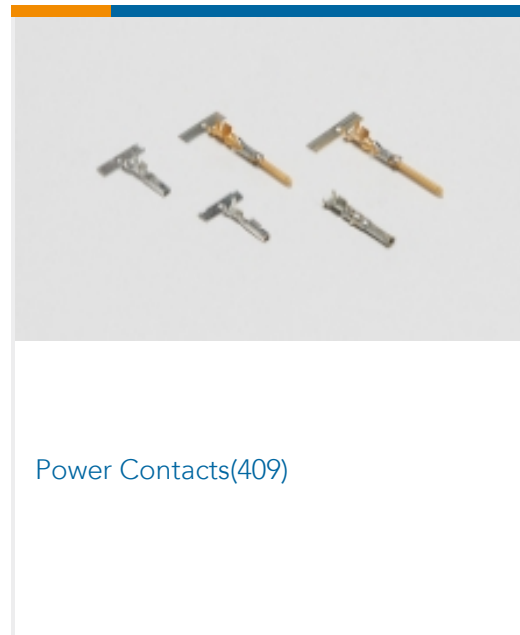
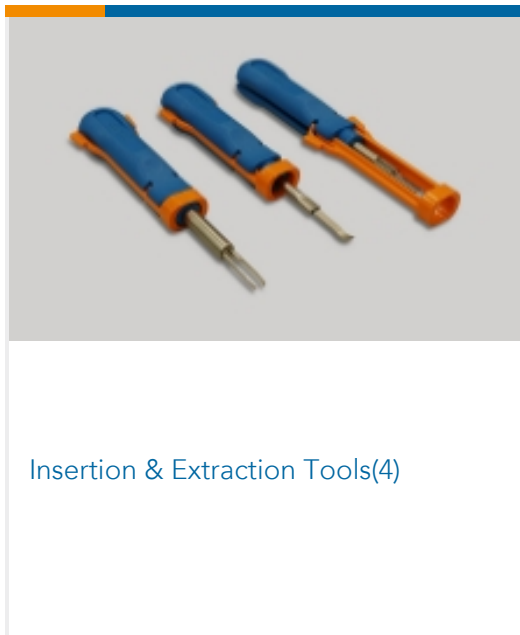
TE Part # 2151101-2  
OCEAN\_2.0\_APPLICATOR-S-090F120O



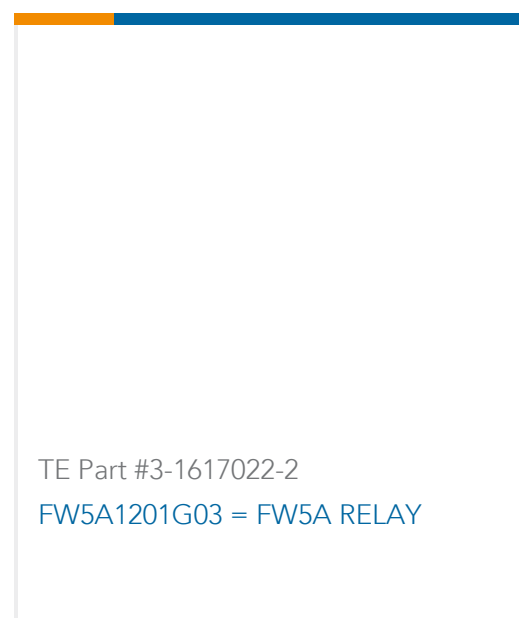
TE Part # 7-2151101-1  
OCEAN\_2.0\_APPLICATOR-S-090F120O



Also in the Series | **AMP Type III+**



Customers Also Bought



Documents

Product Drawings

III+ PIN,18-14,30AU/FL,STRIP

English

CAD Files

Customer View Model

ENG\_CVM\_CVM\_1-66359-6\_AG.2d\_dxf.zip



English

[3D PDF](#)

3D

Customer View Model

[ENG\\_CVM\\_CVM\\_1-66359-6\\_AG.3d\\_igs.zip](#)

English

Customer View Model

[ENG\\_CVM\\_CVM\\_1-66359-6\\_AG.3d\\_stp.zip](#)

English

By downloading the CAD file I accept and agree to the [Terms and Conditions](#) of use.

---

### Datasheets & Catalog Pages

[AMP Circular Connectors for Commercial Signal & Power Applications](#)

English

[Signal Contacts](#)

English

---

### Product Specifications

[Product Specification](#)

English

---

### Product Environmental Compliance

[MD\\_1-66359-6\\_04212016252\\_dmtec](#)

English

[MD\\_1-66359-6\\_04212016252\\_dmtec](#)

English